

# $\alpha$ -Sulfenylated Carbonyl Compounds in Organic Synthesis

BARRY M. TROST

Department of Chemistry, University of Wisconsin, Madison, Wisconsin 53706

Received February 27, 1978

## Contents

I. Introduction	363
II. Preparation	363
A. $\beta$ -Keto Sulfides	363
B. Sulfides Related to Carboxylic Acid Derivatives	367
C. $\beta$ -Keto Sulfoxides and $\beta$ -Keto Sulfones	367
D. Bissulfenylated Carbonyl Compounds	369
III. Reactions and Synthetic Conversions	371
A. Introduction of Alkyl Groups	371
B. Reduction	372
C. Oxidation	374
1. Dehydrogenation via Sulfoxide Pyrolysis	374
2. $\alpha$ -Keto Carbonyl Compounds and Their Equivalents	376
3. 1,2-(Alkylative) Carbonyl Transposition	376
4. $\gamma$ -Hydroxylation	377
D. C-C Bond Cleavage Applied to Rings	377
E. Oxidative Decarboxylation	378
IV. Conclusions	381
V. References	381

## I. Introduction

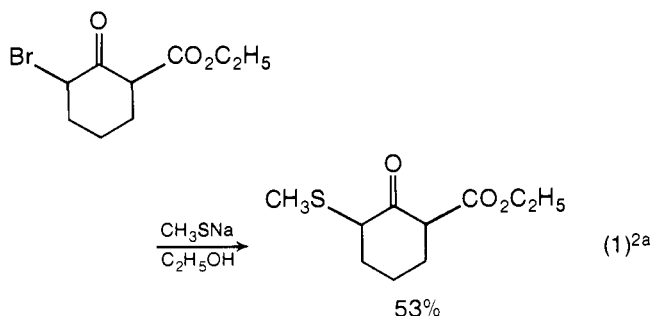
Although organosulfur chemistry can be traced back to the very beginning of organic chemistry, the versatility of sulfur continues to lead to fascinating new chemistry. The existence of so many valence states of sulfur has generated selective and novel ways to effect oxidation, dehydration, and carbon-carbon bond formation. The ability of sulfur to stabilize positive or negative charges on adjacent carbon has been especially important in the development of new ways to form carbon-carbon bonds. These properties continue to evolve new reactions and sequences which facilitate the design of the total synthesis of complex organic molecules.

Recent methods that allow introduction of a sulfur substituent *alpha* to a carbonyl group have shown particular promise. As the desire to increase efficiency and chemoselectivity in organic synthesis grows, this approach becomes increasingly attractive. Adjustment of oxidation level and formation of carbon-carbon bonds are particularly noteworthy. Sulfides, sulfoxides, and sulfones all play a role. In this account, the utility of such intermediates in organic synthetic procedures will be discussed.

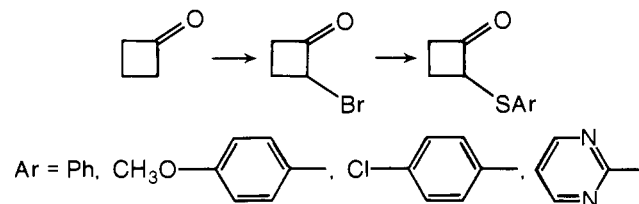
## II. Preparation

### A. $\beta$ -Keto Sulfides

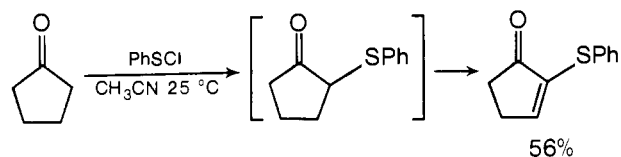
The classic approach to the introduction of sulfur  $\alpha$  to a carbonyl groups involves the  $S_N2$  displacement of a halogen by a thiolate (e.g., eq 1).<sup>1</sup> The utility of this approach depends upon the availability of regiodefined  $\alpha$ -halo carbonyl compounds. If such compounds are readily available, it served as the best large-scale method. Thus, whereas for substituted cyclobuta-



nones, direct sulfenylation methods are preferred, with cyclobutanone itself bromination displacement was preferred.<sup>3</sup>

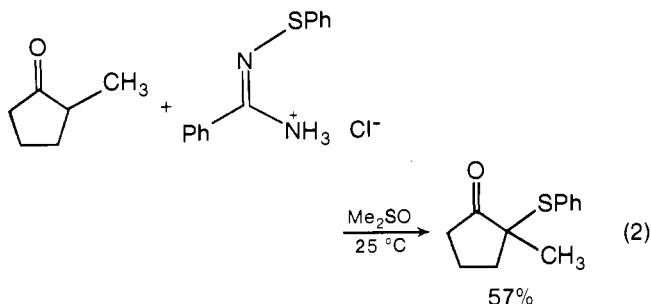


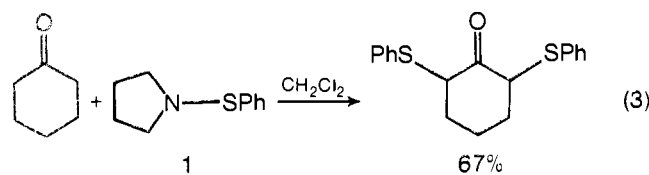
For most more complex cases, direct sulfenylation methods are preferred. The direct reaction of ketones with aryl thiocyanate,<sup>4a</sup> arenesulfonyl acetate,<sup>4b</sup> aryl thiotoluenesulfonates,<sup>4c</sup> and arenesulfonyl chlorides<sup>4d-f</sup> are known; nevertheless, these reactions have not found preparative use. One of the problems stems from the stability of the initial  $\beta$ -keto sulfides to the reaction conditions. For example, treatment of cyclopentanone with benzenesulfonyl chloride led to 2-phenylthiocyclopentanone



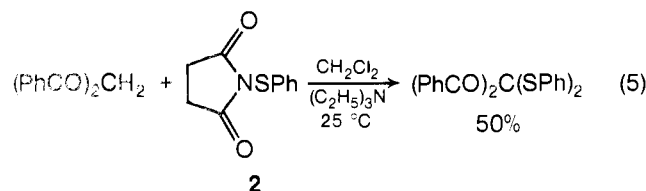
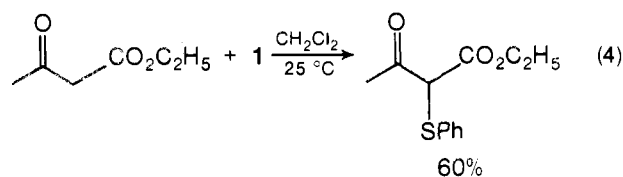
without isolation of any of the presumed intermediate 2-phenylthiocyclopentanone.<sup>5</sup>

Sulfenamide derivatives convert ketones to their  $\beta$ -keto sulfides in good yields (eq 2).<sup>6</sup> Furthermore, bissulfenylation can

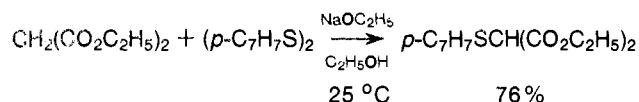




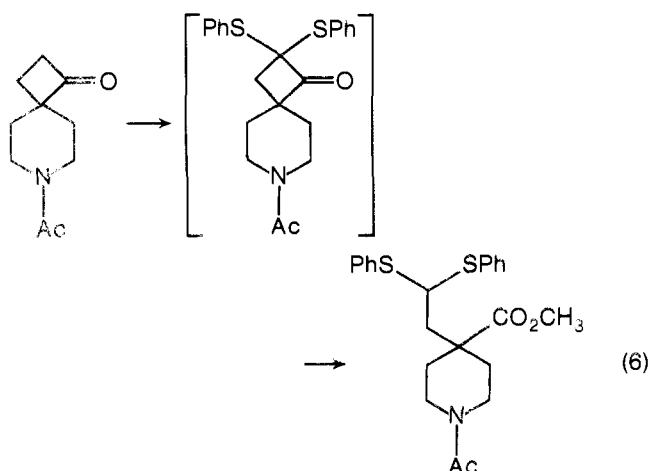
also be observed (eq 3).<sup>6</sup> The sulfenamides like **1** and thioimides like **2** are particularly good at sulfenylating active methylene compounds like 1,3-diketones,  $\beta$ -keto esters, and malononitriles (cf. eq 4 and 5).



The commercial availability of disulfides makes them preferred reagents. Their potential for sulfenylating carbonyl partners under reversible conditions for formation of enolates has limited success. Active methylene compounds like diethyl

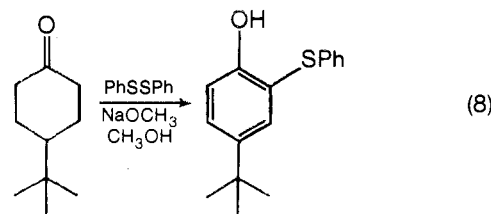
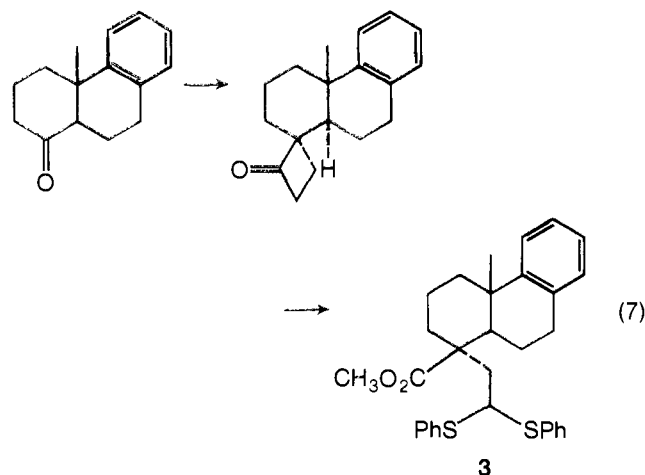


malonate lead to the desired sulfenylated products,<sup>7</sup> but simple ketones generally lead to mixtures of mono- and bisulfenylation products.<sup>8a</sup> With an excess of disulfide cyclobutanones undergo a useful sulfenylation and in situ ring cleavage (eq 6).<sup>8b</sup> This has

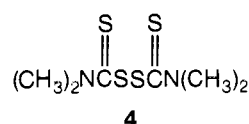


served as a novel way to achieve stereocontrolled geminal alkylation since the initial spiroannulation of the cyclobutanone is highly stereoselective<sup>9</sup> as illustrated in the synthesis of an intermediate toward deoxypodocarpic acid **3** (see eq 7).<sup>10</sup> With cyclohexanones, a sulfenylative dehydrogenation to an *o*-hydroxydiphenyl sulfide is observed in good yields (eq 8) in what appears to be a general reaction.<sup>8a</sup>

For regiospecific monosulfenylation, formation of the enolate is preferable.<sup>11,12</sup> Direct addition of diphenyl disulfide to solutions

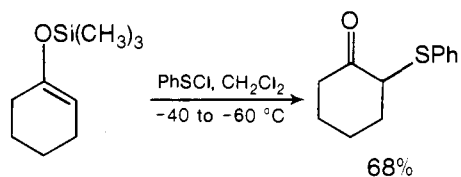
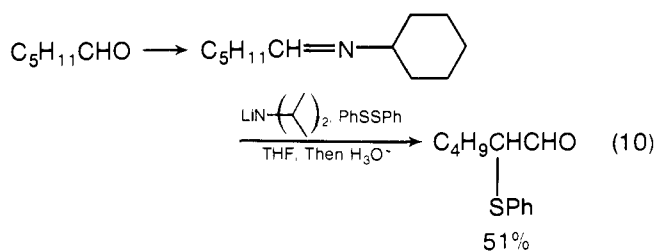
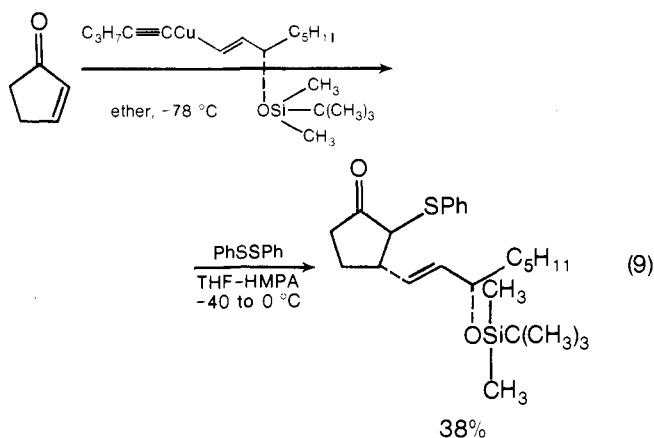
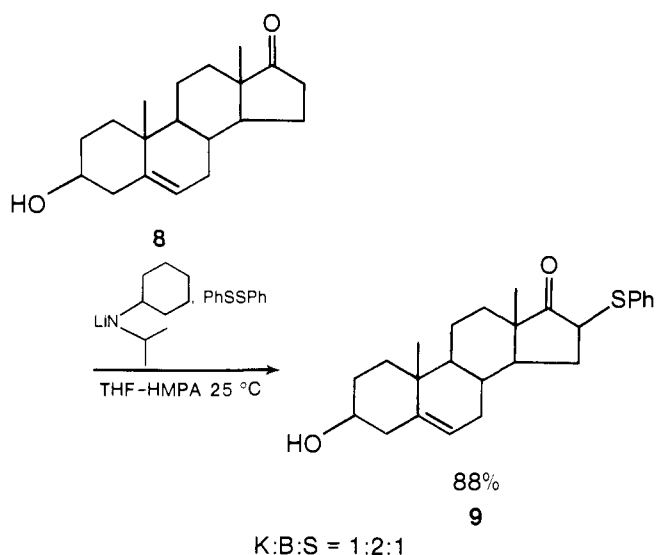


of regiospecifically generated enolates (direct quench) or addition of the enolate solution to a solution of diphenyl disulfide (inverse quench) leads to high yields of the desired products (see Table I). Because of the acidity of the initial product relative to starting ketone, 2 mol of base per mole of ketone is normally employed. Utilizing a more reactive sulfenylating agent, phenyl benzenethiosulfonate (readily available by oxidation of diphenyl disulfide with hydrogen peroxide in acetic acid and an inverse quench), a ketone to base ratio of 1:1 suffices (Table I, entries 2b, 3, 5b, 11, 13). The ratio of the disulfide to enolate varies from 1:1 to 2:1 depending upon the reactivity of the system. With simple ketones whose enolates are fairly reactive, a 1:1 ratio is satisfactory (Table I, entries 2a, 4, 6, 7, and 8); with less reactive enolates a 2:1 ratio is preferred. Other sulfenylating agents like the thiuram disulfide **4** and sulfenyl chlorides also are successful,<sup>12</sup> but dimethyl disulfide does not react under these conditions.<sup>11,12</sup>

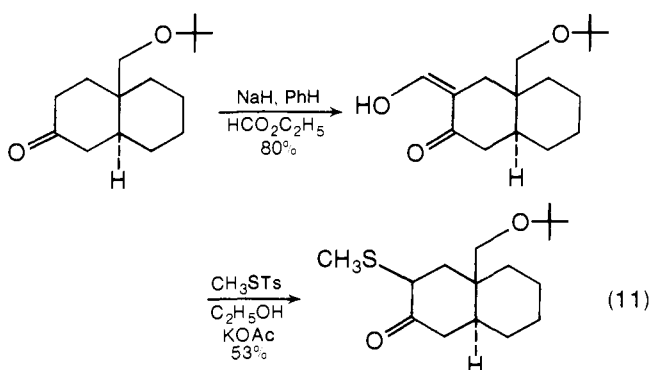


Increasing the reactivity of the enolate by addition of HMPA is sometimes required (Table I, entries 5, 9, 10, 12, 13, 14, and 15). Under these conditions even dimethyl disulfide sulfenylates ketone enolates (Table I, entries 1a, 6a, and 9a). The regiochemistry of the sulfenylation reflects the regiochemistry of enolate formation (Table I, entries 2, 3, 4, 9, and 15). With 2-methylcyclohexanone maximum regioselectivity required the use of phenyl benzenethiosulfonate. The direct sulfenylation of androst-5-en-3 $\beta$ -ol-17-one (**8**) without protection of the hydroxyl group illustrates the chemoselectivity of the process.<sup>13</sup> Conjugate addition-sulfenylation (eq 9)<sup>18a</sup> and conjugate reduction-sulfenylation<sup>18b</sup> promise to be exciting approaches to regiocontrolled elaboration of enones.

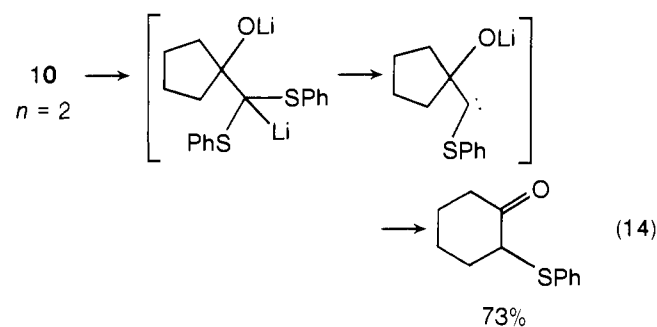
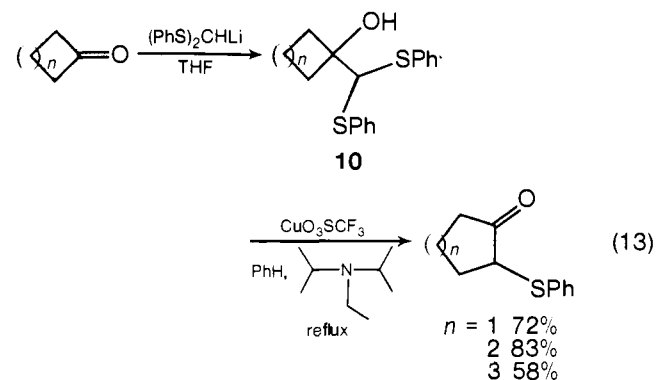
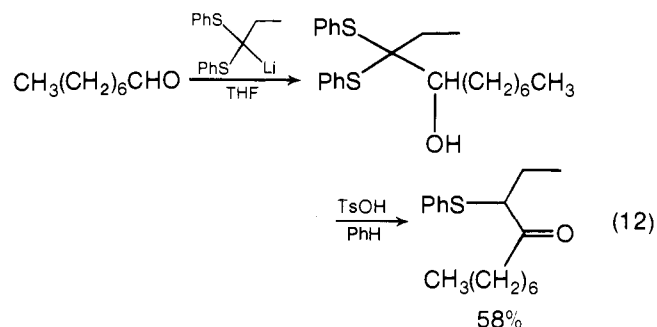
Sulfenylation of aldehydes is best performed via the corresponding metalloenamines (eq 10).<sup>19</sup> Such indirect methods via enamines, metalloenamines, enol silyl ethers, etc., have also been applied to ketones. Reactions of enamines<sup>6,20</sup> and enol silyl ethers<sup>21</sup> generally require more reactive sulfenylating agents such as sulfenyl chlorides or *N*-thioimides (cf. **2**). Metalloenamines are nicely sulfenylated with disulfides. Use of the hydroxymethylene derivative of ketones and thiosulfonates has



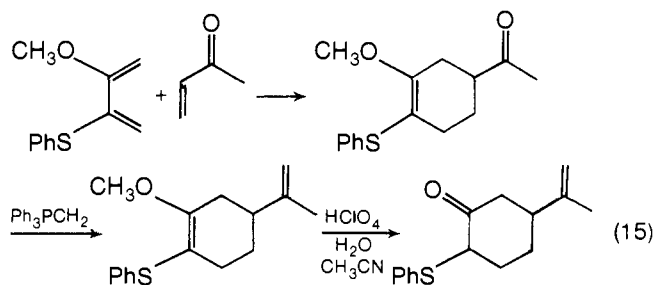
frequently been used<sup>22,23</sup> (eq 11<sup>24</sup>). In these cases, the regiochemistry is determined by the formylation step.



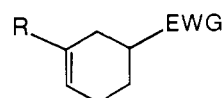
Elaboration of simple β-keto sulfides forms a major approach to more complex ones (see section III). Several additional indirect methods have also evolved. The adducts of the anion of phenyl thioacetals and aldehydes (eq 12)<sup>25</sup> or ketones (eq 13)<sup>26</sup> rearrange under acid or copper salt catalysis respectively to β-keto sulfides. A novel insertion reaction evolves when adducts like 10 are treated with 2 equiv of *n*-butyllithium or lithium dialkylamides which leads, via a presumed carbene intermediate, to a β-keto sulfide (eq 14).<sup>27</sup>

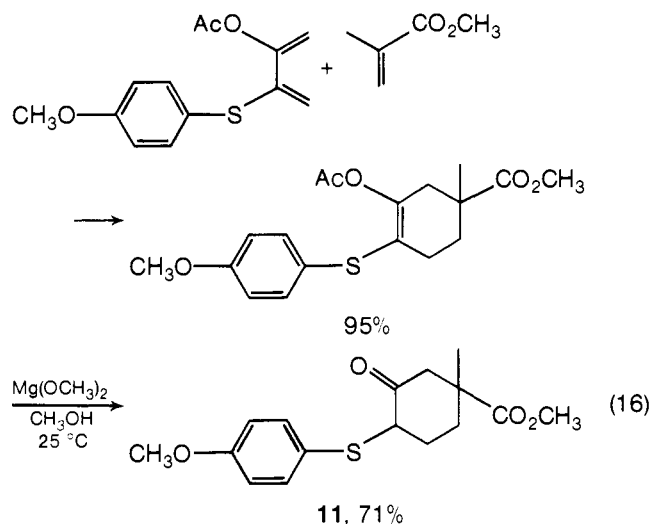


Cycloadditions of 2-methoxy- or 2-acetoxy-3-arylthiobutadienes with dienophiles provide access to masked β-keto sulfides (eq 15<sup>3a</sup> and 16<sup>3b</sup>). A striking feature of this approach is



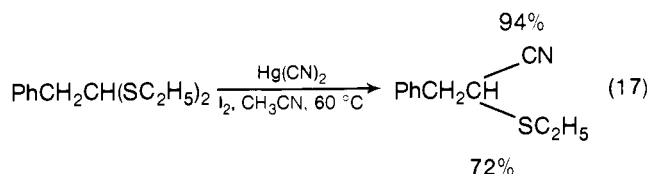
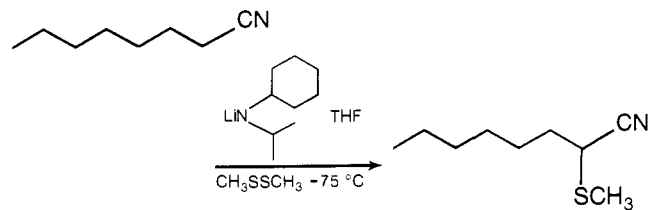
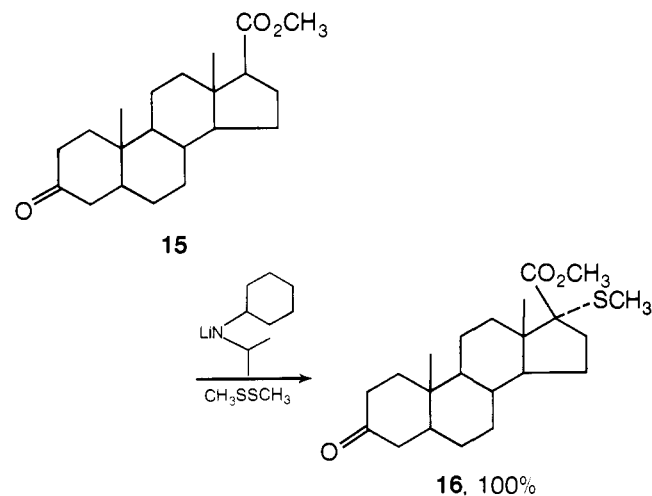
the regiochemical control exercised by sulfur which allows orientation of substituents not available in standard Diels-Alder reactions after desulfurization.



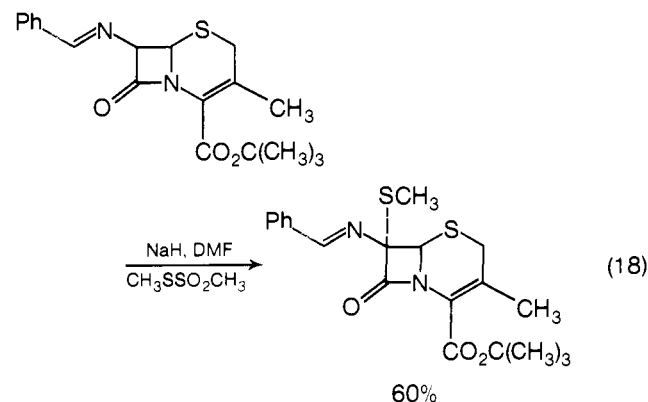


### B. Sulfides Related to Carboxylic Acid Derivatives

Carboxylic acid derivatives can be sulfenylated by methods very similar to those employed for ketones and aldehydes. The higher reactivity of the anions derived from carboxylates, esters, and amides normally leads to smooth sulfenylation with disulfides (Table II).<sup>11,12</sup> With acids, most difficulties arise in the ability to generate the dianions required.<sup>28</sup> For this purpose, THF-HMPA is mainly employed. For esters, the stability of the enolate can be limiting. While methyl esters are quite successful in many cases, ethyl esters generally give higher yields. *tert*-Butyl and trimethylsilyl (Table II, entry 7) esters are excellent substrates. The failure of ketone enolates to react with dimethyl disulfide in the absence of HMPA led to a chemospecific sulfenylation of **15** to give **16** via the bis-enolate.<sup>11</sup>

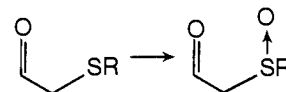


Lactams require inverse addition of the anion to the disulfide to minimize polysulfenylation (Table II, entries 14 and 15).<sup>32</sup> A similar observation was recorded for octanonitrile.<sup>33</sup> An interesting synthesis of sulfenylated nitriles involved replacement of one thioether of a thioacetal or thioketal by cyanide (eq 17).<sup>34</sup> The sulfenylation of cephalosporin derivatives as a route to the commercially important 7-methoxycephalosporins (eq 18) has been reported.<sup>35</sup>

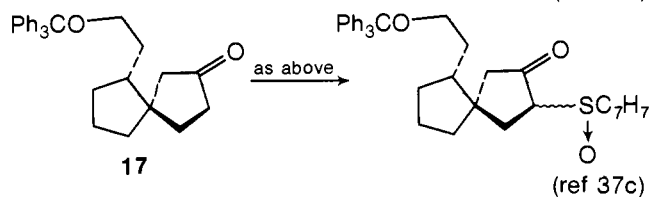
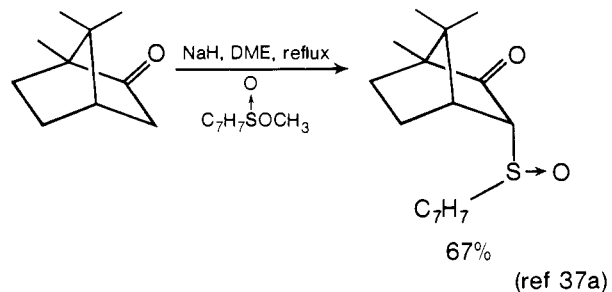


### C. $\beta$ -Keto Sulfoxides and $\beta$ -Keto Sulfones

The main approach to  $\beta$ -keto sulfoxides involves the oxidation of the sulfides to their sulfoxides.<sup>11</sup> The facility of this transformation is reflected by the plethora of reagents that effect the transformation among which are hydrogen peroxide, *tert*-butyl



hydroperoxide, ozone, dinitrogen tetroxide, nitric acid, iodosobenzene, sodium metaperiodate, *tert*-butyl hypochlorite, chromic acid, *N*-chlorobenzotriazole, tri-*n*-butylstannic oxide-bromine, other positive halogenating agents, *m*-chloroperbenzoic acid, other peracids, and *N*-methylmorpholine *N*-oxide in the presence of ruthenium catalysts.<sup>36</sup> The direct sulfinylation of ketones offers an attractive approach.<sup>37</sup> In the case of cyclopentanone **17**, this approach offered the only solution to high regioselectivity in functionalizing the unsymmetrical ketone.<sup>37c</sup>



Acylation of sulfoxide stabilized anions such as the sodium or lithium salt of dimethyl sulfoxide with esters (cf. **18**  $\rightarrow$  **19**), acid anhydrides, or acid chlorides provides the  $\beta$ -keto sulfoxides directly.<sup>38</sup> Alternatively, addition of such organolithium species to aldehydes or ketones followed by oxidation<sup>40</sup> or strong base treatment<sup>41</sup> also leads to the  $\beta$ -keto sulfoxides.

TABLE I. Sulfonylation of Ketones

Entry	Ketone	Disulfide	K:B:S <sup>d</sup>	Solvent	Product	% yield	Ref
1	$n = 1; R = R_1 = R_2 = R_3 = H$	(a) $CH_3SSCH_3$ (b) PhSSPh	1:2:2 1:2:2	THF-HMPA THF-HMPA	$R_4 = CH_3$ $R_4 = Ph$	75 83	11 11, 12
2	$n = 1; R = CH_3; R_1 = R_2 = R_3 = H$	(a) PhSSPh	1:1:1	THF	$R_4 = Ph^a$	87	11
3	$n = 1; R = CH_2Ph; R_1 = R_2 = R_3 = H$	(b) PhSSO <sub>2</sub> Ph PhSSO <sub>2</sub> Ph	1:1:1 1:1:1	THF THF	$R_4 = Ph^b$ $R_4 = Ph$	85 100	11 13
4	$n = 1; R_1 = Ph; R = R_2 = R_3 = H$	PhSSPh	1:1:1	THF	$R_4 = Ph$	62	13
5	$n = 1; R_2 = t-C_4H_9; R = R_1 = R_3 = H$	(a) PhSSPh	1:2:2	THF-HMPA	$R_4 = Ph$	78	11
6	$n = 1; R = R_3 = CH_3; R_1 = R_2 = H$	(b) PhSSO <sub>2</sub> Ph	1:1:1	THF	$R_4 = Ph$	96 <sup>c</sup>	13
		(a) $CH_3SSCH_3$	1:1:1	THF-HMPA	$R_4 = CH_3$	52	11
7	$n = 2; R = R_1 = R_2 = R_3 = H$	(b) PhSSPh	1:1:1	THF	$R_4 = Ph$	94	11
		PhSSPh	1:2:1	THF	$R_4 = Ph$	87	11, 12
8	$n = 7; R = R_1 = R_2 = R_3 = H$	(a) PhSSPh	1:2:1	THF	$R_4 = Ph$	93	11, 12
		(b) PhSSPh	1:2:1	THF-HMPA	$R_4 = Ph$	85	11
9		(a) $CH_3SSCH_3$ (b) PhSSPh	1:2:2 1:2:2	THF-HMPA THF-HMPA	$RS =$ $R = CH_3$ $R = Ph$	85 71	11 11
10		PhSSPh	1:2:2	THF-HMPA	$SPh$	84	14
11		PhSSPh	N.R. <sup>e</sup>	THF	$SPh$	63	16
12		PhSSPh	1:2:2	THF-HMPA	$SPh$	93	15
13		PhSSPh	1:1:1	THF-HMPA	$SPh$	98	13
14	Estrone methyl ether	PhSSPh	1:2:1	THF-HMPA	$SPh$	94	11
15	5 $\alpha$ -Cholestanone	PhSSPh	1:1:1	THF-HMPA	$SPh$	81	13
16		$CH_3SSCH_3$	N.R. <sup>e</sup>	N.R. <sup>e</sup>	$CH_3S$ $Ni(CH_3)_2$	N.R. <sup>e</sup>	17

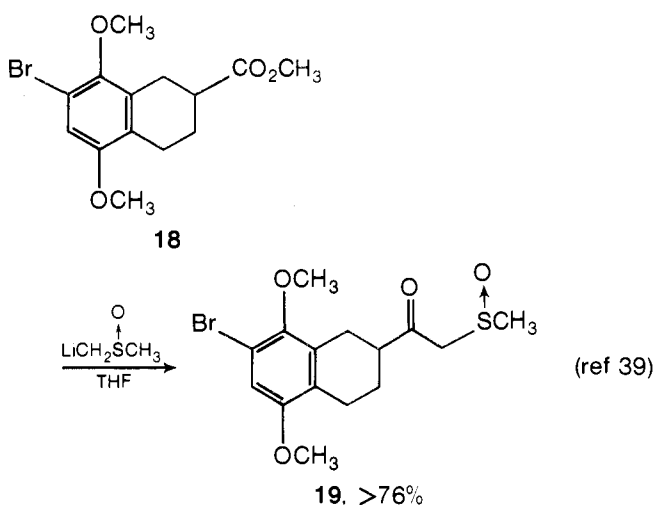
<sup>a</sup> An 80:20 mixture of sulfonylation at C(6) vs. C(2). <sup>b</sup> A > 97: < 3 mixture of sulfonylation at C(6) vs. C(2). <sup>c</sup> Yield of unpurified product. <sup>d</sup> K:B:S = ketone:base:sulfonylating agent. <sup>e</sup> N.R. = not reported.

Table II. Sulfenylation of Carboxylic Acid Derivatives

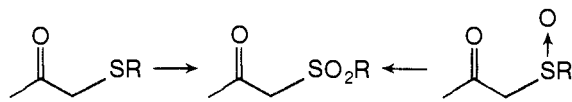
Entry	Substrate	Disulfide	Product	% yield	Ref
Acids					
1		CH <sub>3</sub> SSCH <sub>3</sub>		99	28
2	Palmitic acid	CH <sub>3</sub> SSCH <sub>3</sub>		90	28
3		CH <sub>3</sub> SSCH <sub>3</sub>		80	28
			12		
4		CH <sub>3</sub> SSCH <sub>3</sub>		98	28
5		CH <sub>3</sub> SSCH <sub>3</sub>		92	28
Esters					
5		CH <sub>3</sub> SSCH <sub>3</sub>		88	11
6		(a) CH <sub>3</sub> SSCH <sub>3</sub> (b) PhSSPh		R = CH <sub>3</sub> 94 R = Ph 91	11 11
			13		
7		CH <sub>3</sub> SSCH <sub>3</sub>		56	29
8		(a) CH <sub>3</sub> SSCH <sub>3</sub> (b) PhSSPh		R = CH <sub>3</sub> 89 R = Ph 87	11 11
9		CH <sub>3</sub> SSCH <sub>3</sub>		82	11
10		CH <sub>3</sub> SSCH <sub>3</sub>		98	28
			14		
Lactones					
11		CH <sub>3</sub> SSCH <sub>3</sub>		79	11
12		PhSSPh		50	30

TABLE II (continued)

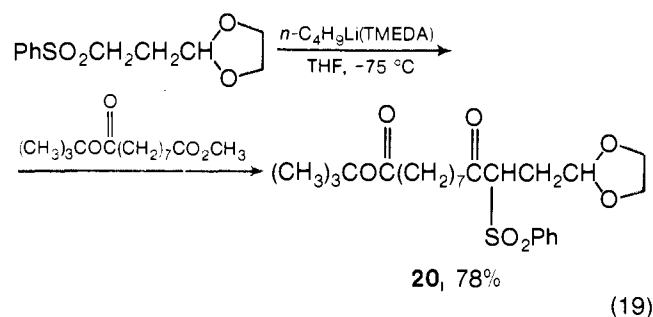
Entry	Substrate	Disulfide	Product	% yield	Ref
13		PhSSPh		71	31
Lactams and Amides					
14		PhSSPh		70	32a
15		(a) PhSSPh (b) CH <sub>3</sub> SSCH <sub>3</sub>		83 69	32b 32c
16	CH <sub>3</sub> CH <sub>2</sub> CH <sub>2</sub> CH <sub>2</sub> CH <sub>2</sub> CH <sub>2</sub> C(=O)NCH <sub>3</sub>	CH <sub>3</sub> SSCH <sub>3</sub>		65	32c



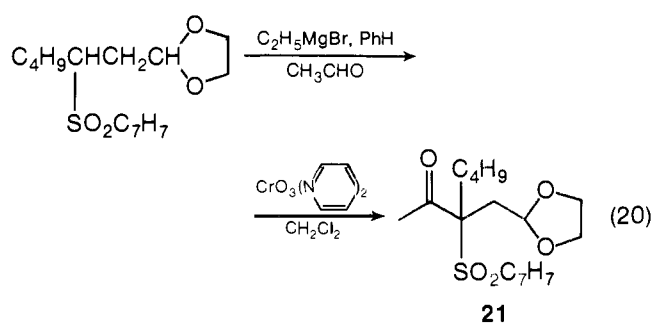
The β-keto sulfones can also be prepared by oxidation of β-keto sulfides or sulfoxides by many of the same reagents



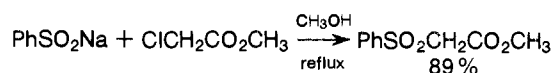
utilized for the oxidation of the sulfide to the sulfoxide. Alternatively the acylation of sulfone stabilized anions (eq 19)<sup>42b</sup> or the



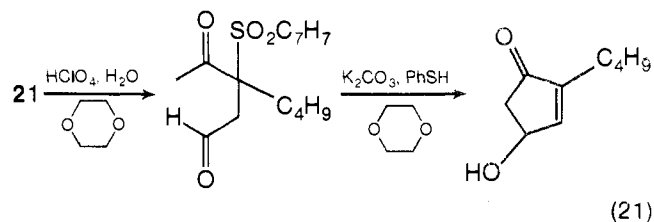
condensation of such anions with aldehydes followed by oxidation (eq 20)<sup>42c</sup> provides an entry to these systems.<sup>42</sup> Alkylation of sodium benzenesulfinate with α-halocarbonyl compounds directly forms the β-keto sulfone and serves as a valuable



method for forming simple sulfone systems such as methyl benzenesulfonylacetate.<sup>43</sup>



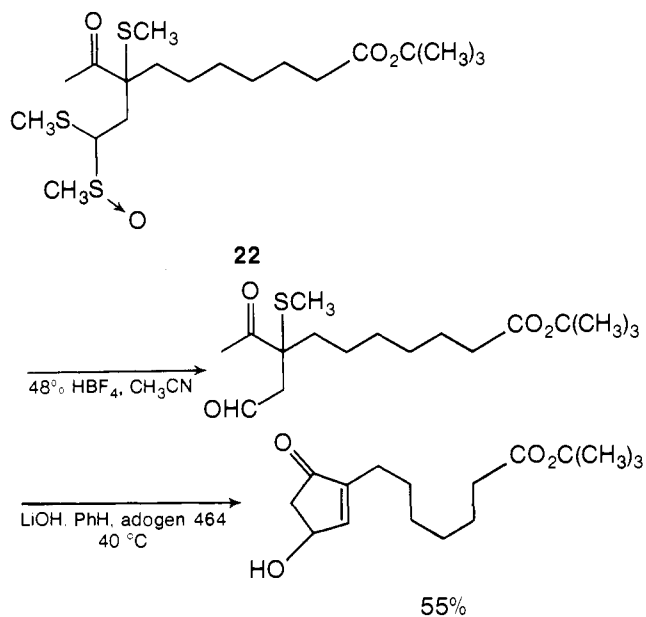
Unmasking a carbonyl group γ to a sulfone, sulfoxide, or sulfide activates the sulfur substituent toward base-catalyzed eliminations. Such reactions served as a key aspect of cyclopentenone syntheses (eq 21)<sup>42c</sup> and 22<sup>44</sup>) and a butenolide synthesis (eq 23<sup>45</sup>).



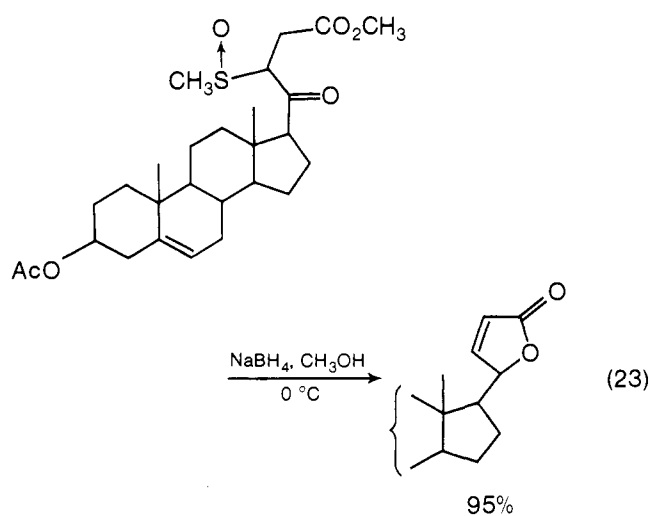
#### D. Bissulfonylated Carbonyl Compounds

One of the early applications of sulfonylation chemistry derived from the recognition that introduction of two sulfur substituents α to a carbonyl group constitutes a net oxidation of a methylene group to a carbonyl group.<sup>22</sup> Introduction of a dithianyl group by condensing an enamine or a hydroxymethylene derivative of a ketone, e.g., 23, with trimethylenedithiosulfate (24) followed by hydrolysis provided 25 which served as an intermediate in a colchicine synthesis.<sup>26</sup> Marshall used this process to effect a 1,2-carbonyl transposition (eq 24).<sup>47</sup>

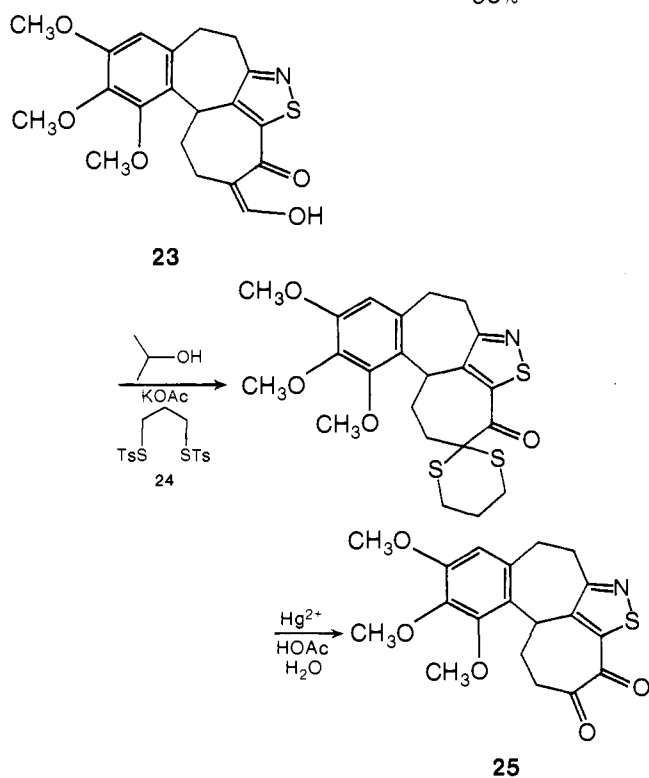
Sulfonylation of β-keto sulfides with sulfonyl chlorides, N-alkyl- or arylthioimides, or thiosulfonates proceeds well,<sup>7,13,22,23</sup> whereas such reactions are more capricious with diphenyl disulfide.<sup>11</sup> Mukalyama used this process combined with or-



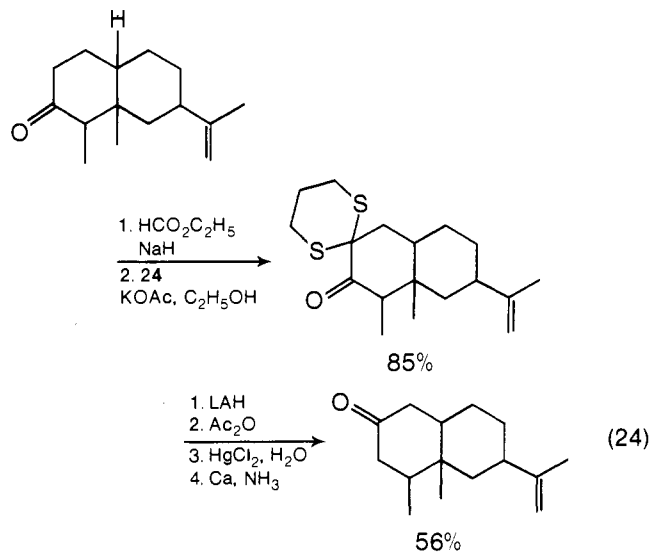
(22)



(23)

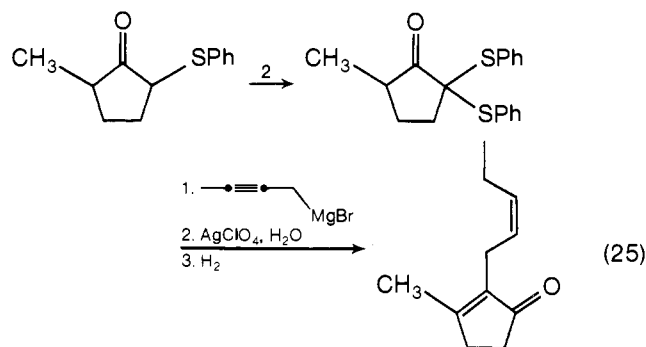


25



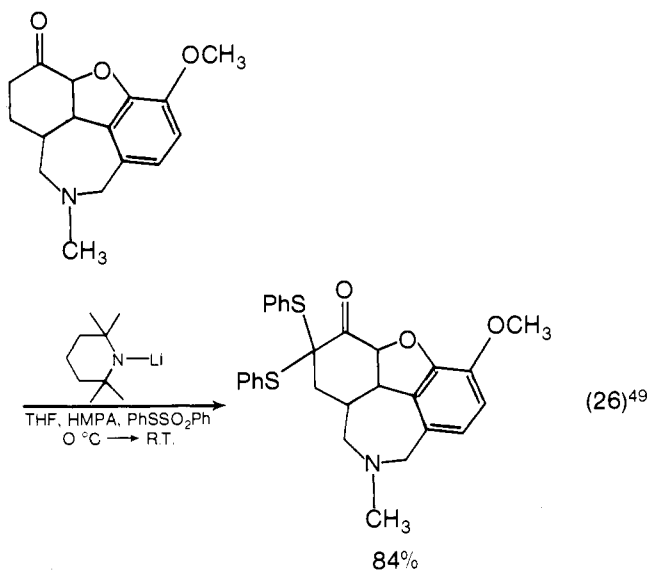
(24)

ganometallic addition to effect a 1,2-alkylative carbonyl transposition in a synthesis of *cis*-jasmon (eq 25).<sup>48</sup> Synthetically,



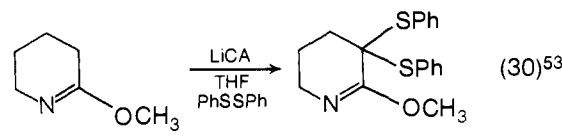
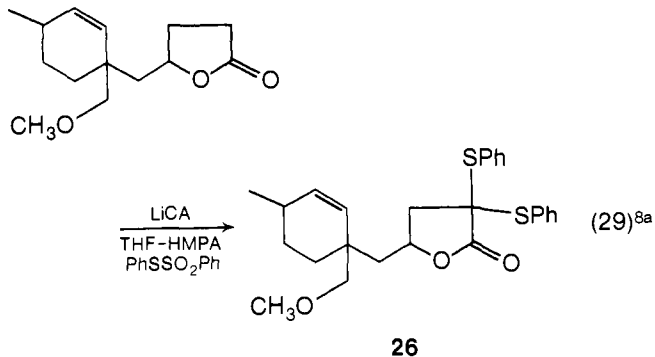
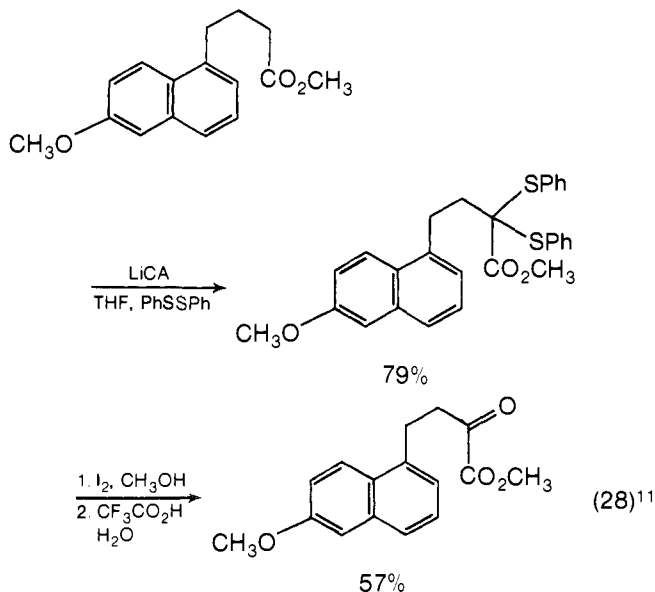
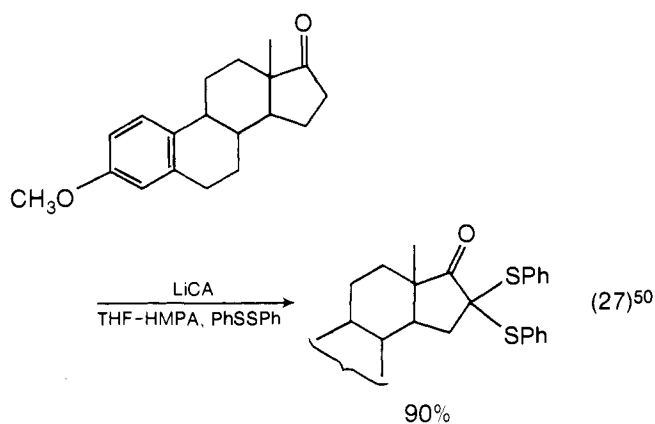
(25)

such reactions are most conveniently carried out by direct bis-sulfenylation of the starting ketone as was done in eq 26 and 27.

(26)<sup>49</sup>

More reactive carbanions, such as those derived by deprotonation of esters,<sup>11,51</sup> lactones,<sup>52</sup> lactams,<sup>32</sup> imino ethers,<sup>53</sup> or nitriles<sup>33</sup> usually undergo smooth bisulfenylation with diphenyl disulfide as well as the *N*-arythioimides or thiosulfonates as exemplified in eq 28–30. Hydrolysis of the created thioketal unmasks the  $\alpha$ -keto derivative (see eq 28).

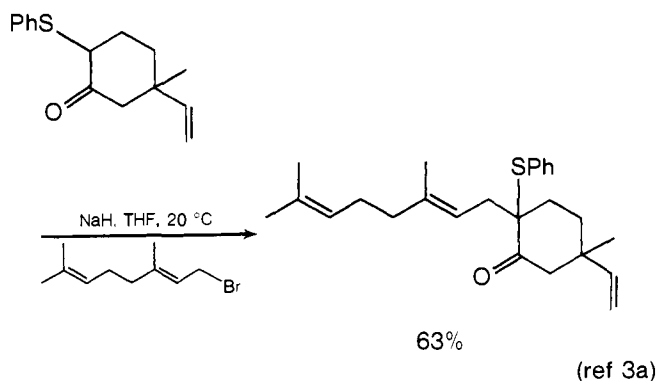




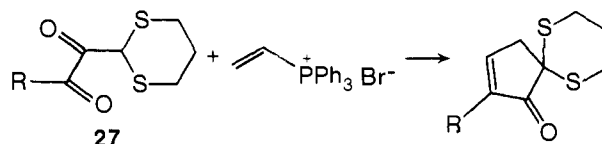
### III. Reactions and Synthetic Conversions

#### A. Introduction of Alkyl Groups

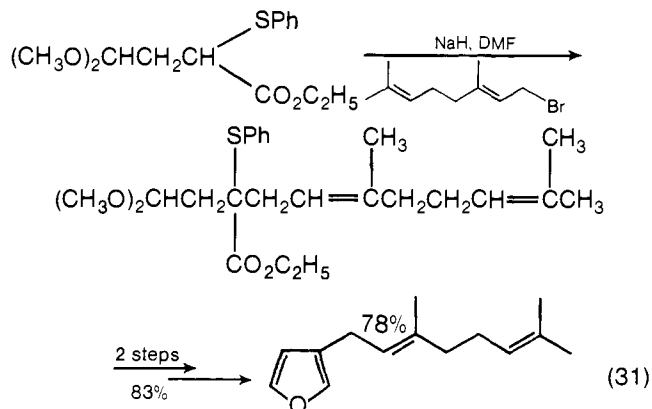
The presence of a phenylthio group  $\alpha$  to a carbonyl group enhances the thermodynamic acidity of an adjacent proton by  $\sim 10^3$  over a simple ketone.<sup>19a</sup> Such a fact allows selective alkylation at the carbon bearing sulfur with primary alkyl and allyl halides. Utilizing the corresponding metalloenamines has sometimes been reported.<sup>19a,44</sup> Such sulfur stabilized anions undergo conjugate addition with Michael acceptors. For example, the preparation of **22** involved the addition of the methyl thio-ketone to 1-methylsulfinyl-1-methylthioethylene (ketenethioacetal monosulfoxide).<sup>44</sup> Use of triphenylvinylphosphonium



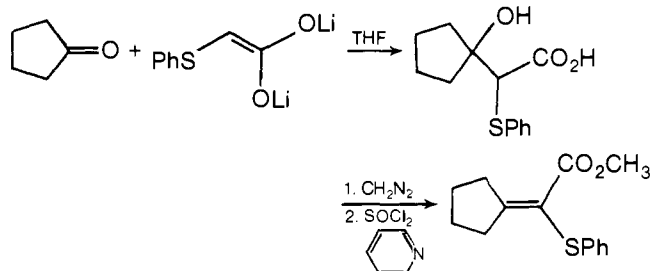
bromide with bithioketal **27** has led to a very useful intermediate for cyclopentanone synthesis.<sup>54</sup>



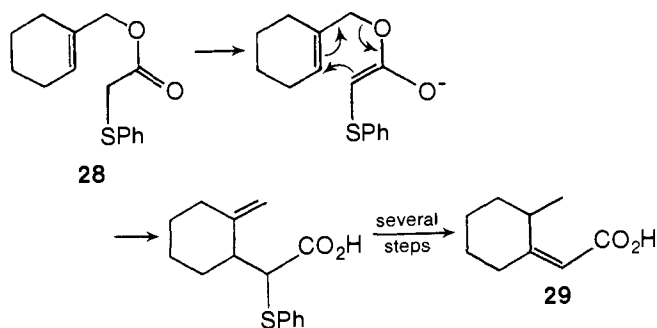
The anions of the thiocarboxylic acid derivatives are more reactive. As shown in eq 31, the products of alkylation are quite useful for further elaborations as in the shown furan synthesis.<sup>55a</sup> Alkylation of the  $\beta$ -thioesters,<sup>55</sup> lactones,<sup>31,56</sup> carboxylates,<sup>57</sup>



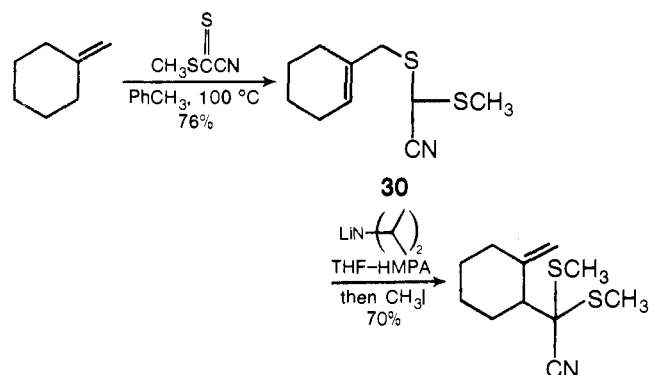
and nitriles<sup>55c</sup> have all been reported. Such anions also add to carbonyl groups which serve as precursors to  $\alpha$ -sulfonylated  $\alpha,\beta$ -unsaturated systems, themselves valuable intermediates.<sup>57b</sup>



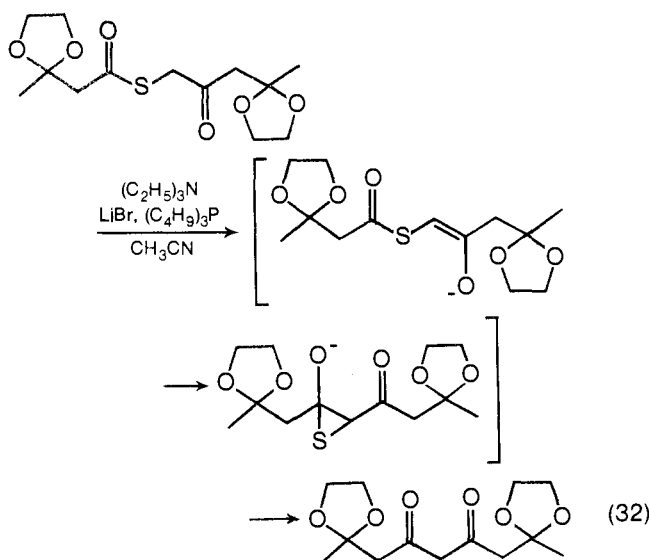
The anions of *S*-allyl carboxylic esters<sup>58</sup> or allyl esters of  $\alpha$ -thiocarboxylates<sup>59</sup> undergo smooth sigmatropic rearrangement (cf. **28**) upon deprotonation which serves as an "internal alkyl-



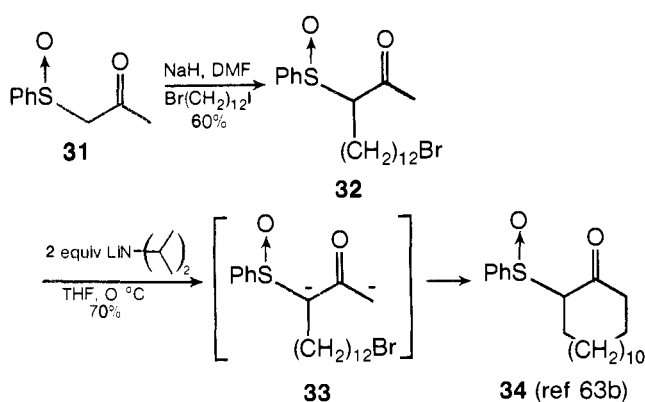
ation". In the cited case, **29** serves as a model for the A ring of vitamin D. A similar sigmatropic rearrangement of **30** served as a key step in a novel allylic alkylation procedure.<sup>60</sup>



The anions of  $\beta$ -acyl thioketones undergo intramolecular acyl migration and in situ desulfurization in the presence of a thiophile such as a phosphine to give 1,3-dicarbonyl systems (see eq 32).<sup>61</sup> A variant of this process played a key role in the Eschenmoser-Woodward total synthesis of vitamin B<sub>12</sub>.<sup>62</sup>

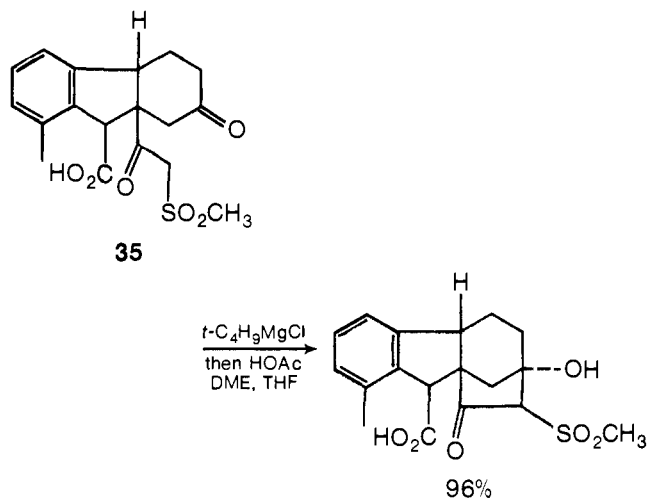


The anion of  $\beta$ -keto sulfoxides<sup>45,63</sup> and  $\beta$ -keto sulfones<sup>42,64</sup> can also be easily generated with a wide variety of bases. These more stabilized anions react with more reactive alkylating agents such as alkyl iodides, allyl halides, or  $\alpha$ -halocarbonyl systems (cf. **31**  $\rightarrow$  **32**). Such anions also undergo conjugate additions.<sup>63a</sup>

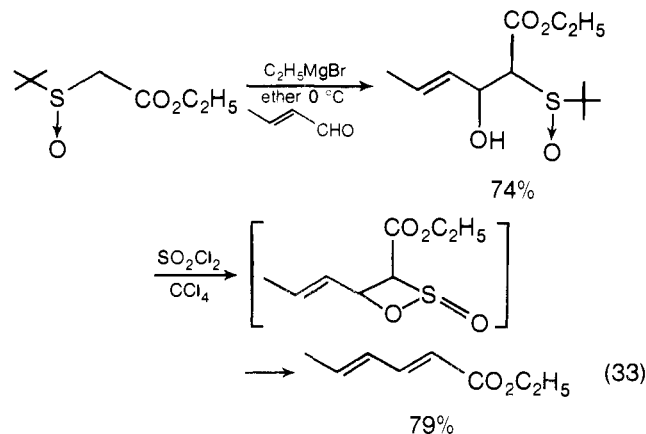


Anionic stabilization by sulfoxides and sulfones allows the dianions, e.g., **33**, to be formed from  $\beta$ -keto sulfoxides<sup>63b,65</sup> and  $\beta$ -keto sulfones.<sup>66</sup> Alkylation of such anions proceed at the less stabilized carbanionic center; for **33**, the intramolecular alkylation at this center leads to a surprisingly high yield of the 15-

membered ring **34** which ultimately led to muscone. The intramolecular addition of a magnesium derivative of a  $\beta$ -keto sulfone, e.g., **35**, to a carbonyl group served as a key cyclization in a synthesis of epiallogibberic acid.<sup>67</sup>

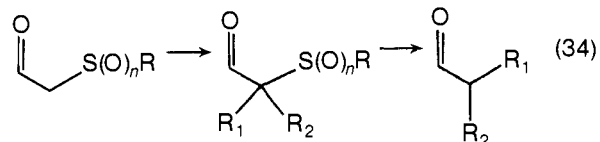


The  $\alpha$ -sulfoxides and  $\alpha$ -sulfones of carboxylic acid derivatives are more reactive in alkylations and via their magnesium derivatives<sup>68</sup> will add to carbonyl groups of aldehydes and ketones. Taking advantage of sulfone formation and their facile elimination of sulfur dioxide, an alternative to the use of stabilized phosphorus ylides and phosphonate anions in the synthesis of  $\alpha,\beta$ -unsaturated carbonyl systems emerged (eq 33).<sup>68b</sup>

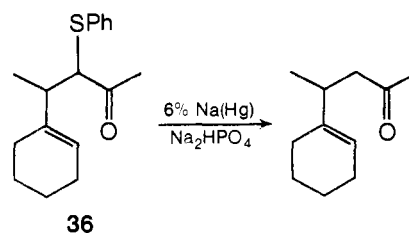


## B. Reduction

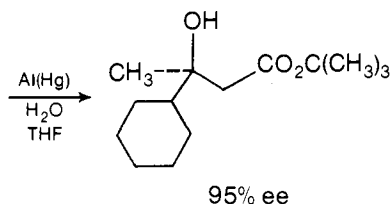
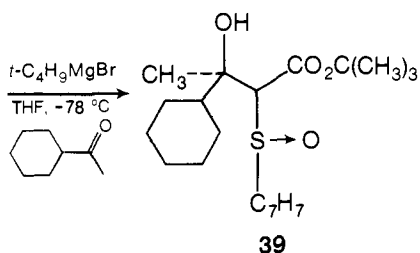
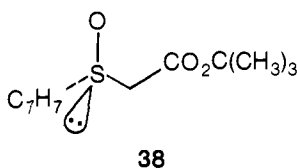
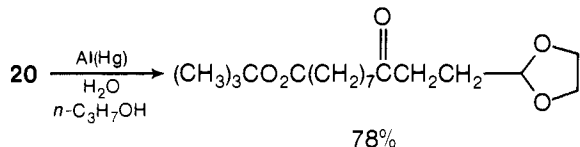
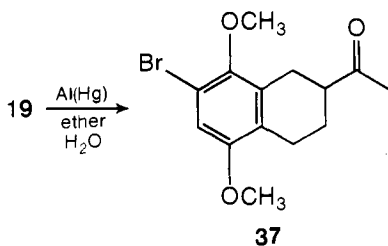
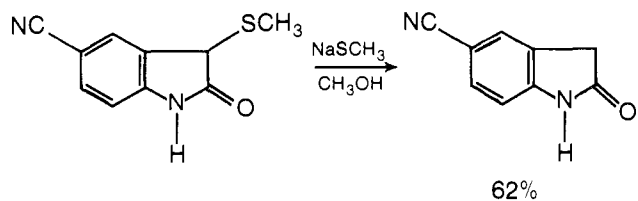
The ability to reductively remove the sulfur  $\alpha$  to a carbonyl group allows these derivatives to serve as convenient activating groups for acylations and alkylations (see eq 34). Of course,



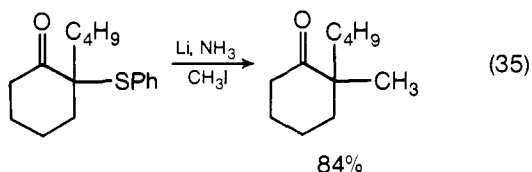
desulfurization with Raney nickel and related catalysts can be employed for the sulfides and sulfoxides.<sup>69</sup> Many different dissolving metal systems can be employed. For  $\beta$ -keto sulfide **36**,



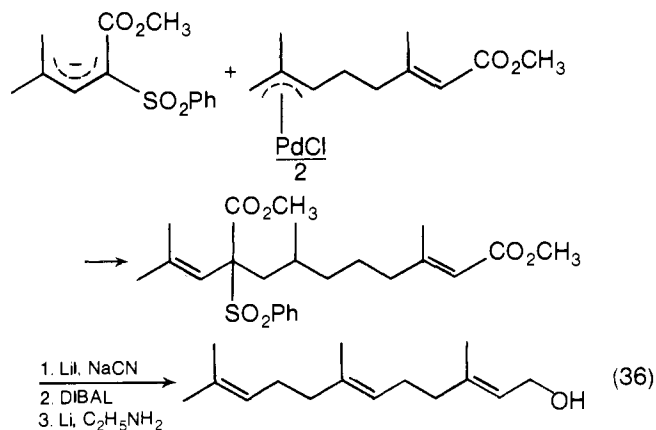
use of 6% Na(Hg) in methanol buffered with disodium acid phosphate<sup>70</sup> or calcium in refluxing liquid ammonia proved best.<sup>71</sup> Use of mercaptide ion in a protonic solvent like alcohol is a very mild approach as illustrated by the oxindole synthesis.<sup>2,72</sup> For the sulfoxides (e.g., **19**<sup>39</sup> and **39**<sup>73</sup>) and sulfones (e.g.,



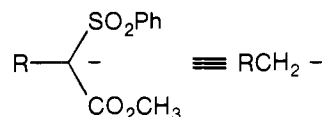
**20**<sup>42b</sup>, aluminum amalgam produces the desulfurized carbonyl partner in excellent yields. The conversion of **18** (the precursor of **19**) to **37** illustrates the conversion of esters to methyl (or alkyl) ketones. The carbonyl addition of optically pure **38** followed by reduction illustrates the potential of these intermediates in transferring chirality from sulfur to carbon. The fact that such dissolving metal reductions lead initially to enolates creates a regioselective enolate alkylation procedure as outlined in eq 35.



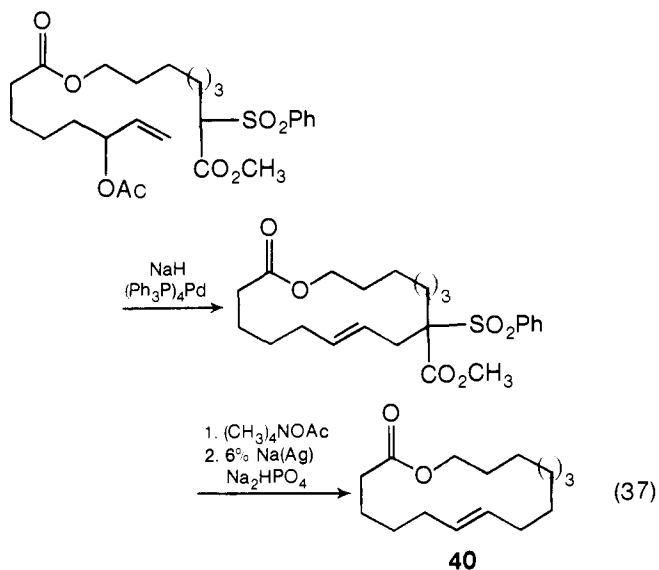
The  $\beta$ -sulfone esters undergo smooth decarboalkoxylation



which when followed by reductive desulfonylation illustrates the use of the sulfone ester as a "soft" carbanion.<sup>74</sup> Equation 36

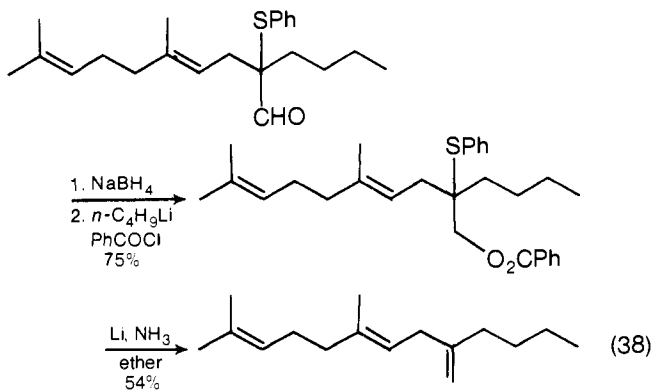


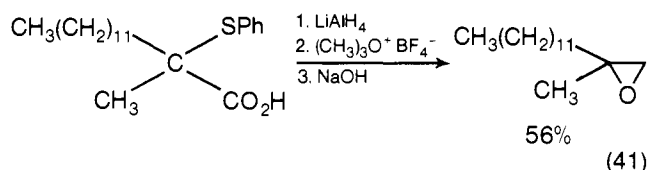
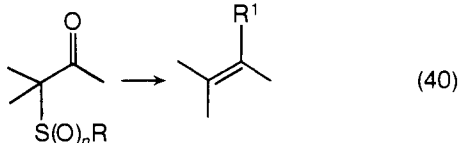
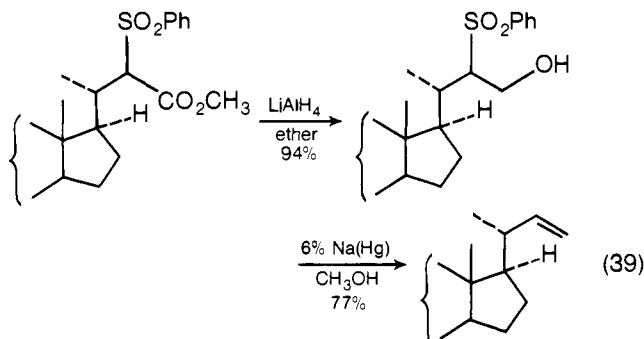
demonstrates the combination of olefin activation and  $\alpha$ -sulfonyl carboxylate alkylation to accomplish a net prenylation of a monoterpene to a sesquiterpene.<sup>74a</sup> Equation 37 provides an



exciting approach to macrocyclization utilizing this same combination in a catalytic palladium process.<sup>74b</sup> The conditions for decarbomethoxylation and desulfonylation illustrated in eq 37 appear to be superior to alternatives. Reduction of **40** forms exaltolide.

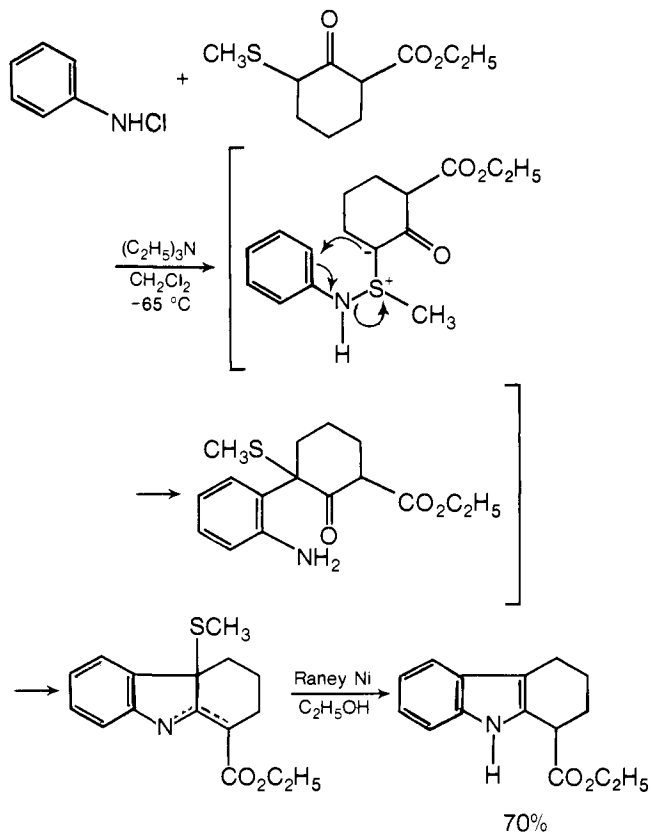
Reduction of the carbonyl group (or addition of organometallics) creates a  $\beta$ -hydroxy sulfide, sulfoxide, or sulfone which





allows a number of useful synthetic transformations (see section on ring cleavages). For example, such systems are precursors to olefins<sup>75</sup> and have been utilized in a model study toward the antibiotic moenocinol (eq 38)<sup>37a</sup> and in a synthesis of an intermediate toward the insect molting hormone ecdysone (eq 39).<sup>76</sup> Combined with the fact that carbonyl reduction can be replaced by organometallic addition, these sulfur compounds serve as valuable intermediates for regiospecific olefin formation as summarized in eq 40. Epoxides are available from the hydroxy sulfide<sup>77</sup> (eq 41).<sup>57c</sup> Other oxygen heterocycles, as in a butenolide<sup>25b,45</sup> and a furan (eq 31) synthesis, arise by interaction of the hydroxyl groups with remote functional groups.

A very general approach to indoles and related derivatives combines a 2,3-sigmatropic rearrangement with reduction of

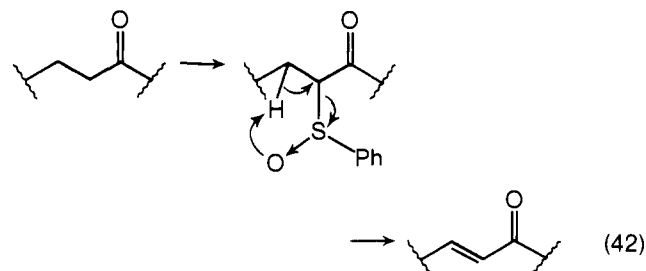


the intermediate  $\alpha$ -methylthioimine as exemplified by the synthesis of 1-carboethoxytetrahydrocarbazole.<sup>2</sup>

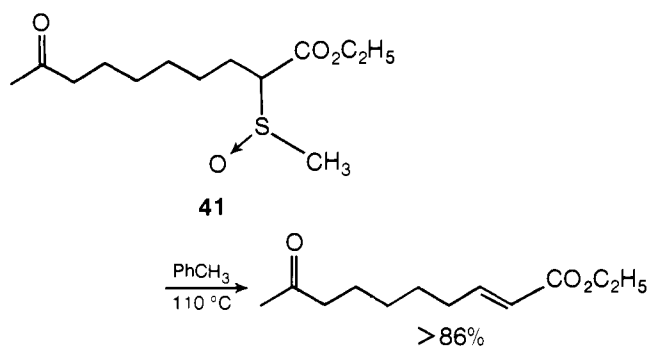
## C. Oxidation

### 1. Dehydrogenation via Sulfoxide Pyrolysis

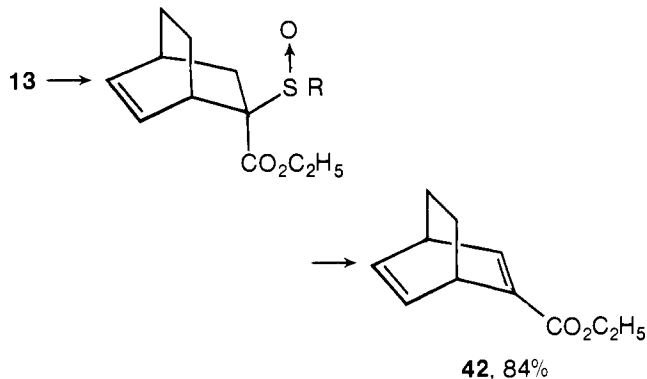
The ability to selectively sulfenylate or sulfinylate a carbonyl partner followed by pyrolysis of the  $\alpha$ -sulfinylcarbonyl intermediate constitutes a net regiocontrolled dehydrogenation to the synthetically important  $\alpha,\beta$ -unsaturated carbonyl systems as summarized in eq 42.<sup>11</sup> Virtually all the compounds listed in



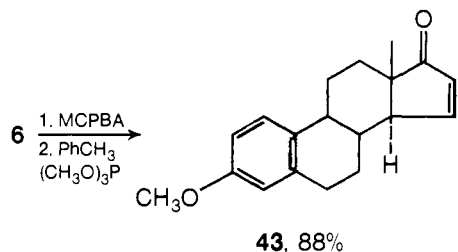
Tables I and II have been converted to their unsaturated derivatives via this sequence. Thus,  $\alpha,\beta$ -unsaturated ketones,<sup>11</sup> esters,<sup>11</sup> lactones,<sup>11,25b,31,52,57a,78</sup> lactams,<sup>32</sup> and nitriles<sup>33a</sup> have been synthesized by this approach. The temperatures vary as a function of the R group. Normally, the aryl sulfoxides require



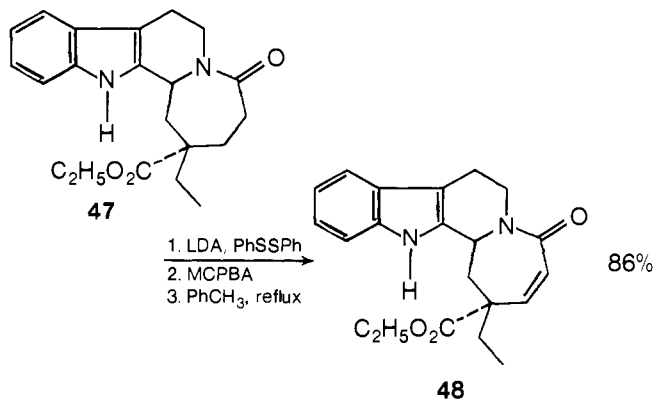
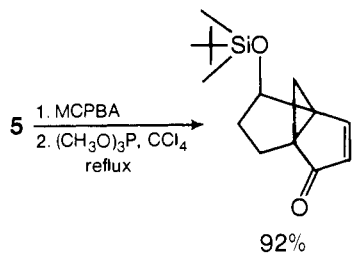
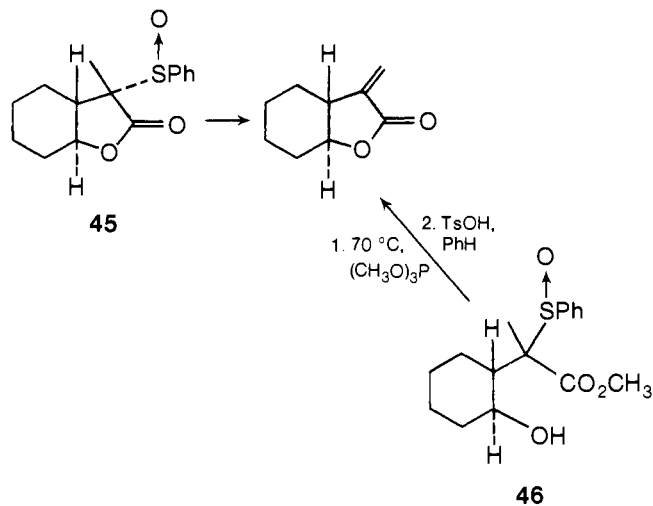
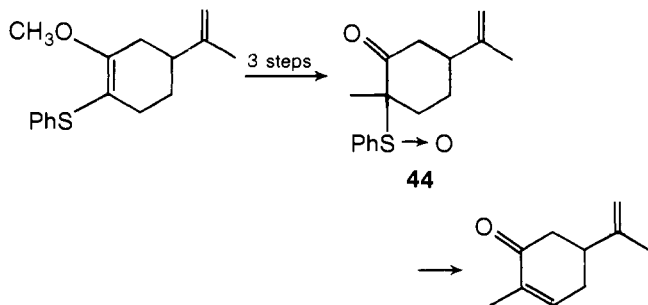
temperatures of 25–80 °C, whereas the alkyl sulfoxides require temperatures of 110–130 °C. Thus, pyrolysis of **41** required 110 °C to produce the queen's substance with pure *E* stereochemistry.<sup>11</sup> If the higher temperatures of the alkyl sulfoxide elimination becomes a problem, the use of the phenyl sulfoxide elimination generally overcomes it, as in the case of **13** to **42**



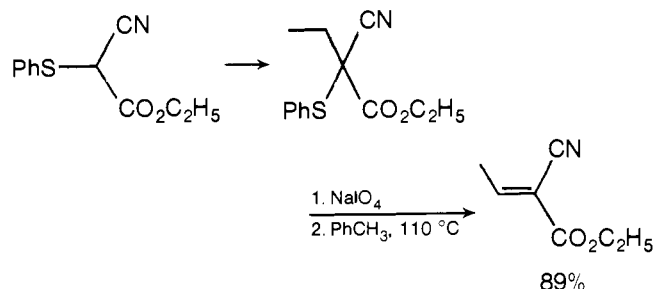
where the methyl sulfoxide led to a retro-Diels–Alder reaction of the initial product to methyl benzoate, but the phenyl sulfoxide led smoothly to **42**.<sup>11</sup> An alkylation–elimination approach that allows elimination at low temperatures has also been described.<sup>79</sup> The conversion of **6** to **43** proceeded more sluggishly than most phenyl sulfoxides and required the presence of a sulfenic acid trap. The related process of selenylation–dehydroseleenylation failed in converting estrone methyl ether to **43**.<sup>80</sup>



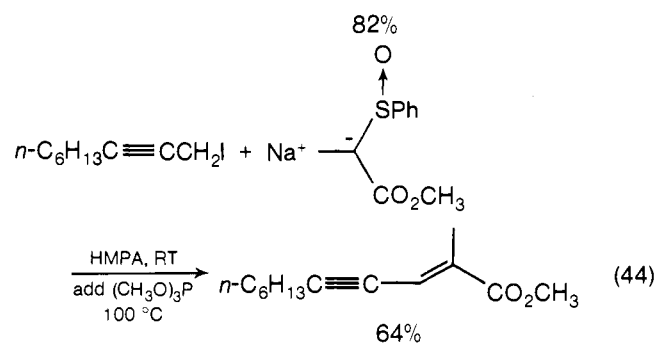
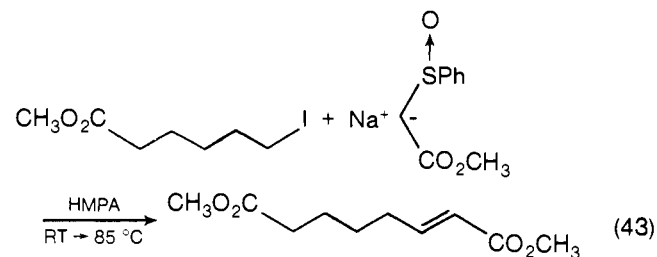
The regiochemistry for hydrogen abstraction in acyclic systems generally follows the order  $\text{C}=\text{CCH}_2 \sim \text{C}\equiv\text{CCH}_2 > \text{ArCH}_2 \sim \text{CH}_3 > >\text{C}-\text{CH}_2 \gg >\text{C}-\text{H}$ ; whereas, for cyclic systems, given the restraint that the elimination is cis syn, there is a preference for endocyclic double bond formation. Keto sulfoxide **44** underwent internal elimination to give carvone.<sup>3</sup> On the other hand,



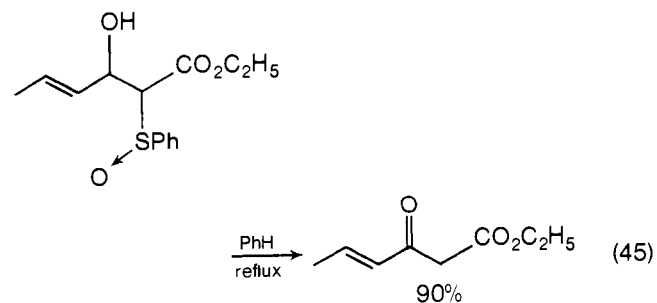
while **45** underwent only exocyclic elimination for geometric reasons, its C(3) epimer generated the endocyclic product (the butenolide) exclusively.<sup>31</sup> The acyclic version **46** only underwent elimination toward the methyl group regardless of stereochemistry at carbon bearing sulfur.<sup>81</sup> The mildness of the method is highlighted by the compatibility with most functional groups, even those which are oxidatively unstable. Its application to highly reactive strained ring systems, e.g., **5**,<sup>15</sup> on one hand, and sensitive intermediates (e.g., **47**  $\rightarrow$  **48**, an intermediate toward tabersonine<sup>82</sup>) directed toward natural products, on the other, confirms the utility of this approach. The availability of alkylidenecyanoacetates via this approach allowed the development of a synthesis of isotopically labeled nicotinamide.<sup>83</sup>



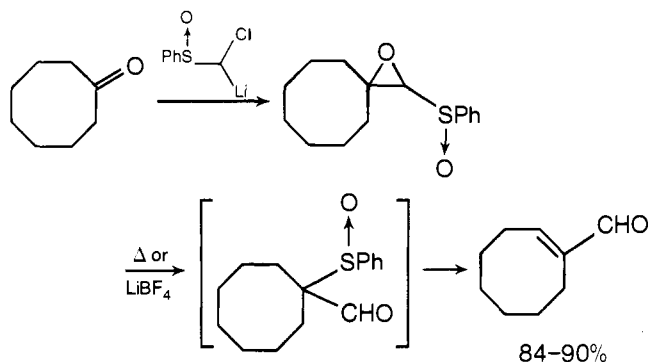
By combining alkylation with in situ dehydrosulfonylation, an alkylative elimination which complements the Wittig and related processes pertains as illustrated in eq 43 and 44.<sup>81,84</sup> Varying



the substitution on the affected carbons can produce novel approaches to other intermediates such as the  $\beta$ -keto ester synthesis outlined in eq 45.<sup>68c</sup>

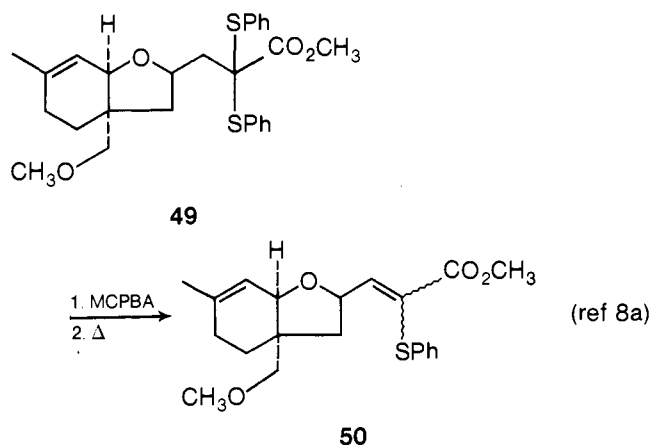


Reaction of the anion of chloromethyl phenyl sulfoxide with carbonyl partners followed by thermolysis<sup>85a</sup> or lithium fluoborate catalyzed rearrangements and then thermolysis of the epoxide forms a novel approach to one carbon chain extended enals from aldehydes and ketones.

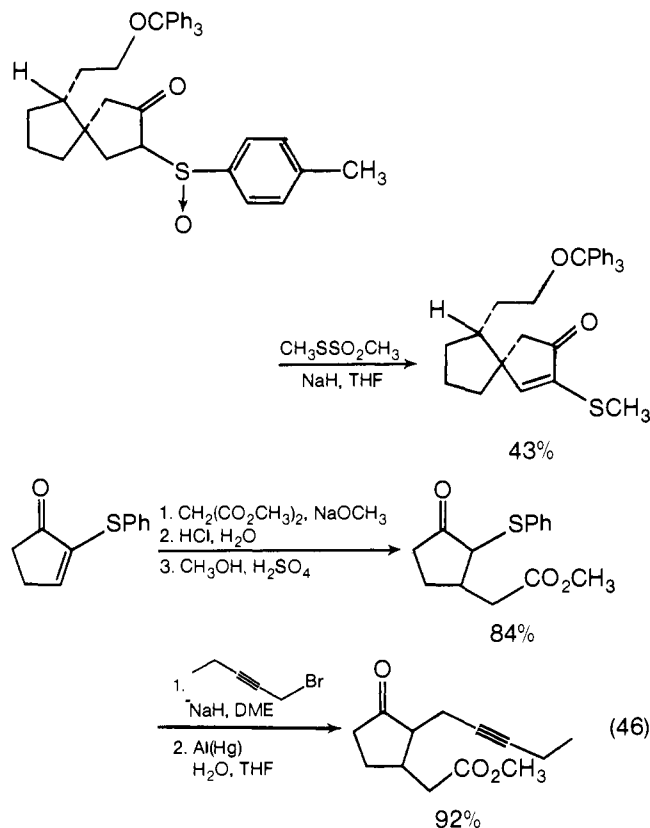


## 2. $\alpha$ -Keto Carbonyl Compounds and Their Equivalents

As pointed out previously, bisulfenylation constitutes the introduction of a masked carbonyl group (see section II.D). Such compounds can be converted to the enol thioethers of  $\alpha$ -keto carbonyl compounds by monooxidation and elimination (e.g., **49**  $\rightarrow$  **50**)—the latter occurring under very mild conditions (even

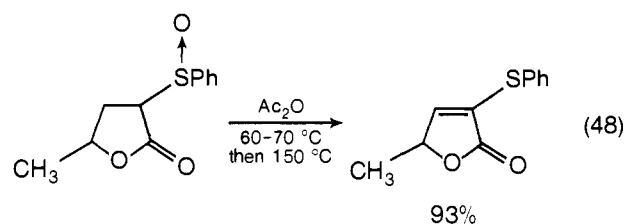
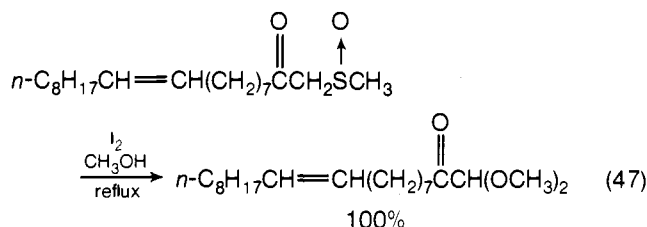


room temperature).<sup>8a,52</sup> Sulfenylation of a  $\beta$ -keto sulfide is accompanied by elimination to again generate the vinyl sulfide.<sup>37c</sup> Besides being a masked  $\alpha$ -keto carbonyl compound,

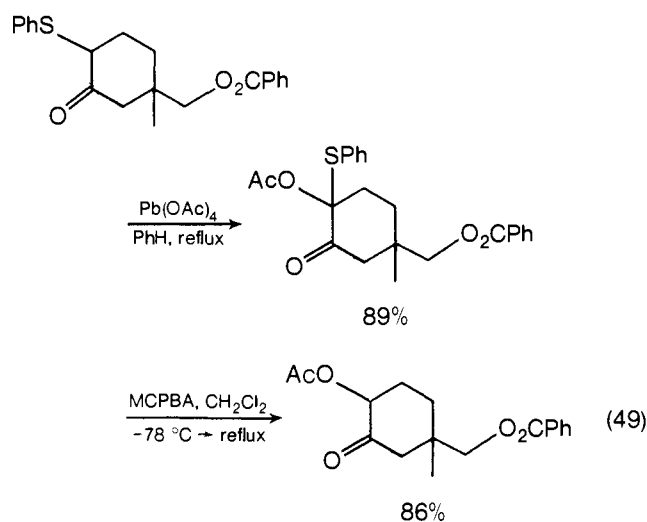


such  $\alpha$ -thio- $\alpha,\beta$ -unsaturated systems are excellent Michael acceptors which have the effect of re-forming the  $\beta$ -keto sulfide in a regiospecific fashion<sup>18,78b,86</sup> as outlined for the synthesis of methyl dehydrojasmonate<sup>5</sup> (eq 46).

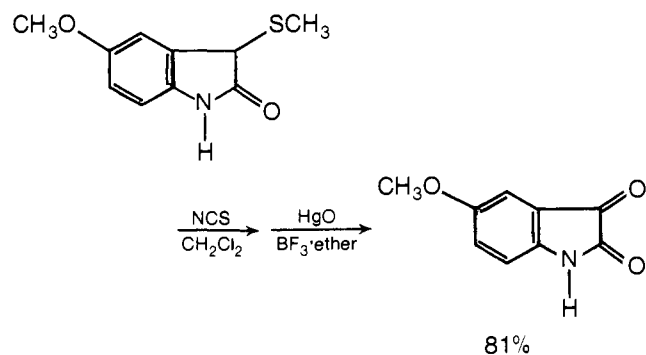
Effecting a Pummerer rearrangement on  $\alpha$ -keto sulfoxides provides the 1,2-dicarbonyl systems with aqueous acid<sup>38b</sup> or iodine in methanol (eq 47),<sup>87</sup> whereas, the use of an acid anhydride gives an excellent yield of the enol thioether (eq 48).<sup>78b,88</sup>



The hemithioacetal, acetal, and enol acetate of an  $\alpha$ -keto carbonyl system are available by initial acetoxylation with lead tetraacetate (cf. eq 47).<sup>13,89a</sup> In this regiospecific diosphenol synthesis (eq 49), the sulfoxide elimination proceeds rapidly at



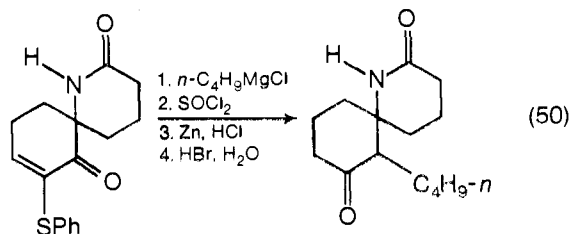
40  $^{\circ}\text{C}$ .<sup>13</sup> An isatin synthesis results by halogenation followed by hydrolysis of a 3-methylthioindole.<sup>89b</sup>



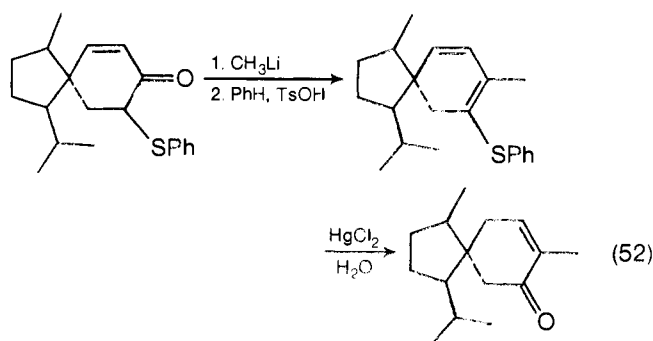
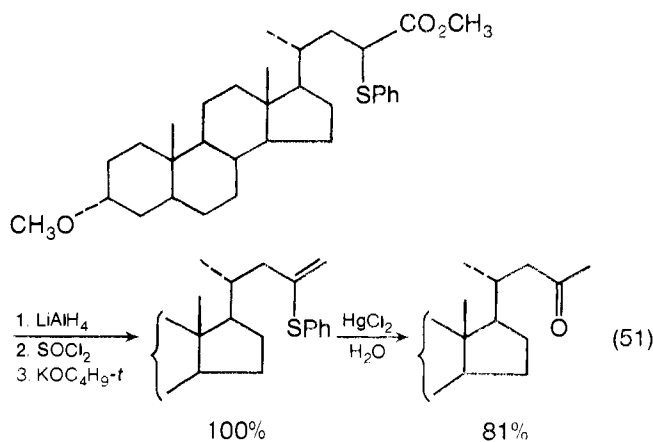
## 3. 1,2-(Alkylative) Carbonyl Transposition

The availability of the newly introduced carbonyl group in a masked form by any of the above methods (see sections II.D and

III.C.2) allows reduction and/or carbonyl addition to the original carbonyl group followed by unmasking the new ketone—a net carbonyl transposition. Such a procedure was employed in a synthesis of lycoramine<sup>49</sup> and perhydrohistrionicotoxin (eq 50).<sup>90</sup>

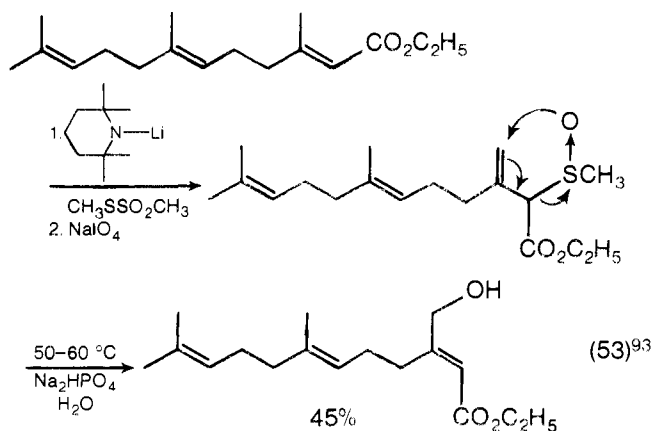


A more direct approach utilizes the  $\alpha$ -thiocarbonyl systems directly and allows carbonyl transpositions of aldehydes, ketones, esters, etc.<sup>91</sup> Equation 51 illustrates the conversion of an ester to a methyl ketone and eq 52 demonstrates the application to an enone which constituted the final stages of the only fully stereocontrolled synthesis of acorenone B.<sup>92</sup>

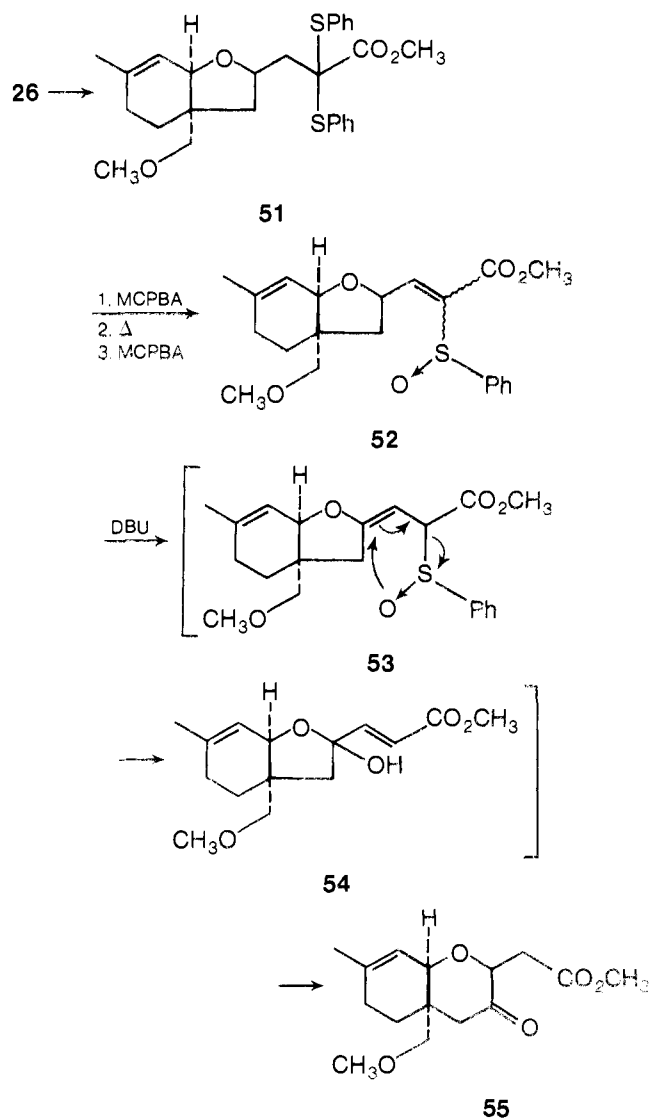


#### 4. $\gamma$ -Hydroxylation

The combination of sulfonylation of enoates followed by the [2,3] sigmatropic rearrangement of the corresponding sulfoxide constitutes a net  $\gamma$ -hydroxylation (eq 53).<sup>8a,57b,93</sup> The bisul-



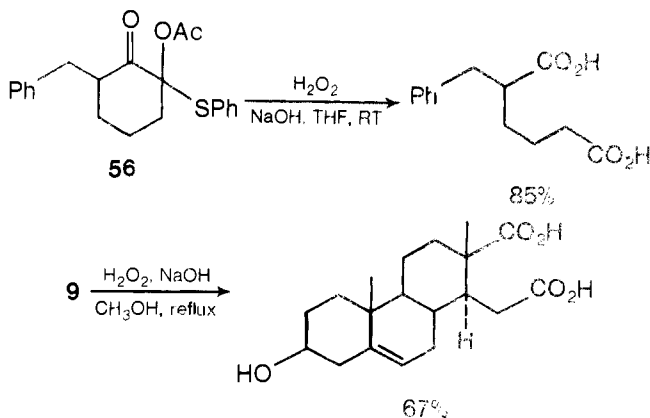
fenylated compounds offer an opportunity to introduce the double bond and the hydroxyl group. Thus, **51**, available from lactone **26**, produces vinyl sulfoxide **52** after sulfoxide elimination and oxidation.<sup>8a</sup> Equilibration of **52** and the allylic sulfoxide **53** per-



mits in situ rearrangement and desulfonylation to give  $\gamma$ -hydroxylated product **54**. In this case, this product undergoes a 1,2-shift to give the tetrahydropyranone **55** which is a key intermediate toward verrucarol, the sesquiterpene portion of the antitumor agent verrucarol.

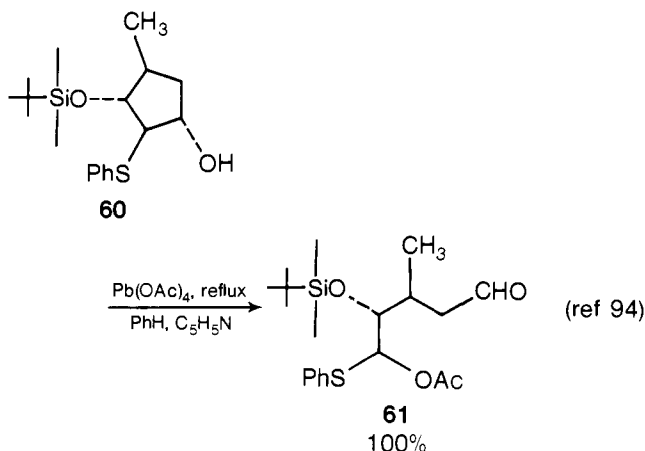
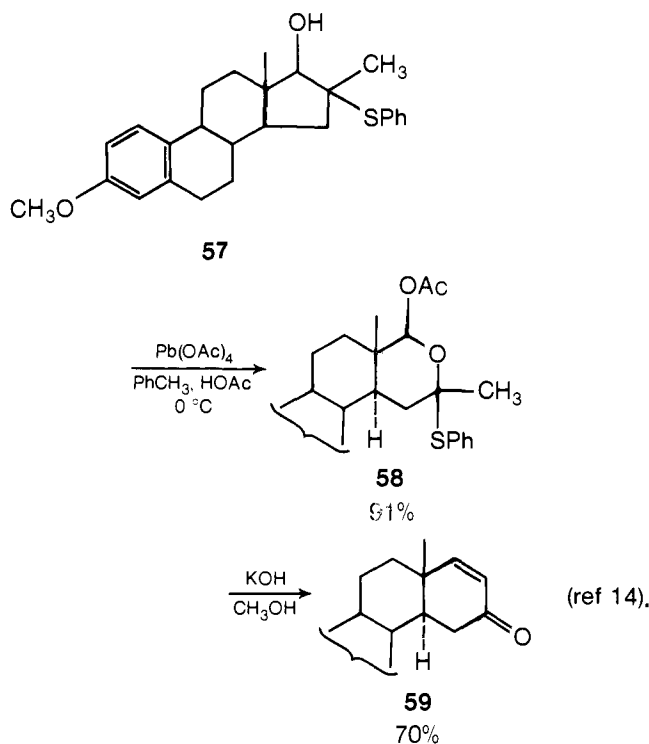
#### D. C-C Bond Cleavage Applied to Rings

The availability of the equivalent of a 1,2-dicarbonyl compound offers the opportunity to effect mild cleavage of C-C bonds. The



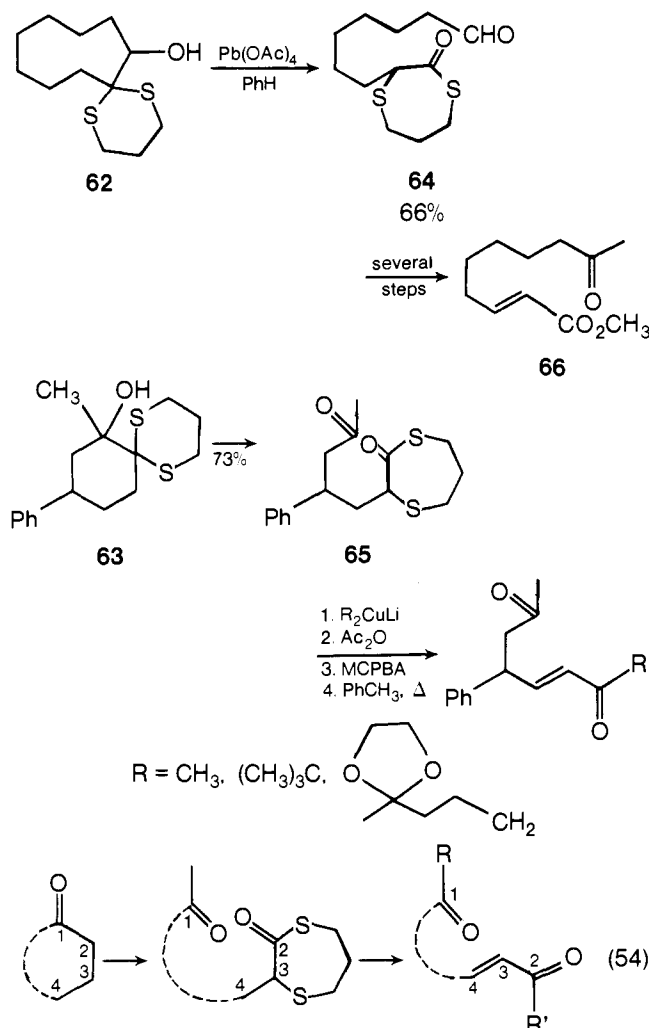
acetoxyated  $\beta$ -keto sulfides such as **56** cleave at room temperature with basic hydrogen peroxide.<sup>13</sup> Alternatively, the  $\beta$ -keto sulfides suffer direct cleavage with basic hydrogen peroxide at somewhat higher temperatures presumably via in situ formation of the 1,2-diketone.<sup>13</sup> The compatibility of the sensitive homoallylic alcohol portion of **9** to this overall process illustrates the chemoselectivity of the method.

The hydroxy sulfides undergo C-C bond fission of four- and five-membered rings.<sup>14</sup> The availability of **57** from esterone methyl ether and the conversion of **58** to cyclohexenone **59** constitutes a ring expansion-carbonyl transposition sequence. A modified version utilizes a reagent generated by mixing lead tetraacetate and pyridine and appears to give better yields.<sup>94</sup> This



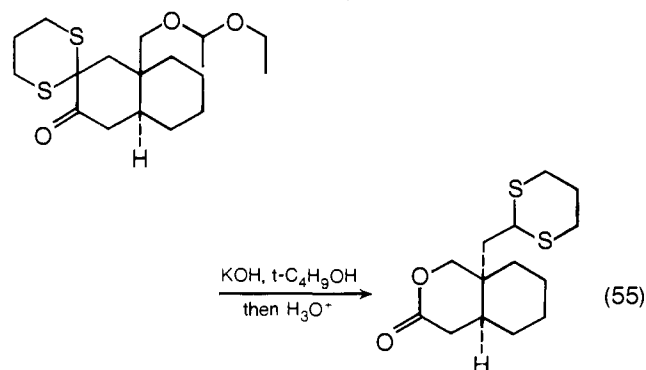
ring cleavage (as in **60**  $\rightarrow$  **61**) produces the equivalent of a dialdehyde where a chemodifferentiation of the two ends is maintained.

For six-membered rings or larger, cleavage required conversion to a dithionyl alcohol such as **62** and **63**.<sup>95</sup> Fragmentation is accompanied by sulfur migration to C(3) (see eq 54) to give a 1,4-dithiacycloheptan-2-one, an  $\alpha$ -sulfenylated thioester. The utility of the thioester as an activated ester is illustrated by the mild alcoholysis of **64** which ultimately led to a synthesis of the queen's substance **66** of honey bees<sup>95a</sup> and the chemoselective cuprate coupling followed by sulfoxide elimination of **65**.<sup>95b</sup> This



ring cleavage process which we have termed oxidative seco rearrangement allows selective modification of the oxidation level at C(1), C(2), and/or C(3) and/or C(4) with chemodifferentiation of the two ends as summarized in eq 54.

Bissulfenylated ketones undergo nucleophilically triggered cleavages as illustrated in a model study for the synthesis of vernolepin (eq 55).<sup>96</sup> An alternative which involves a second-

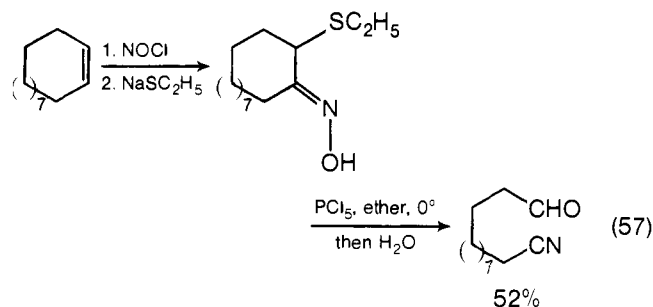
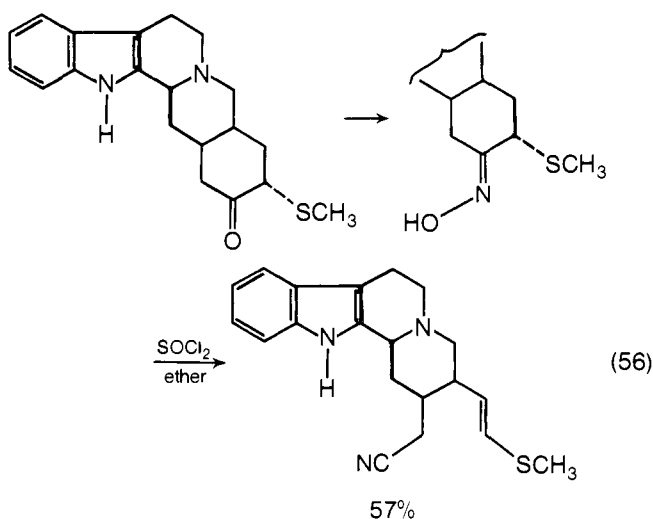


order Beckmann reaction of the oximes of  $\alpha$ -thio ketones has served in several natural products syntheses (e.g., eq 56).<sup>23,97</sup> The availability of the requisite  $\alpha$ -thio oximes from olefins (eq 57) makes this reaction an intriguing approach to olefin cleavage.<sup>97b,c</sup>

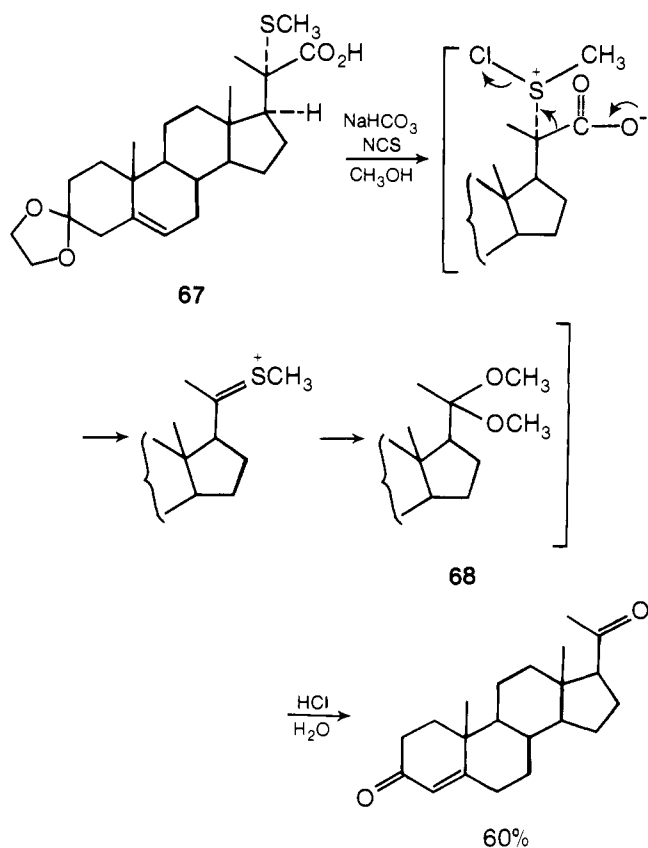
## E. Oxidative Decarboxylation

The  $\alpha$ -thiocarboxylic acids undergo facile decarboxylation upon treatment with mild oxidizing agents such as positive halogen species, sodium metaperiodate, or lead tetraacetate.<sup>28</sup> For example, carboxylic acid **67**, available by hydrolysis of the





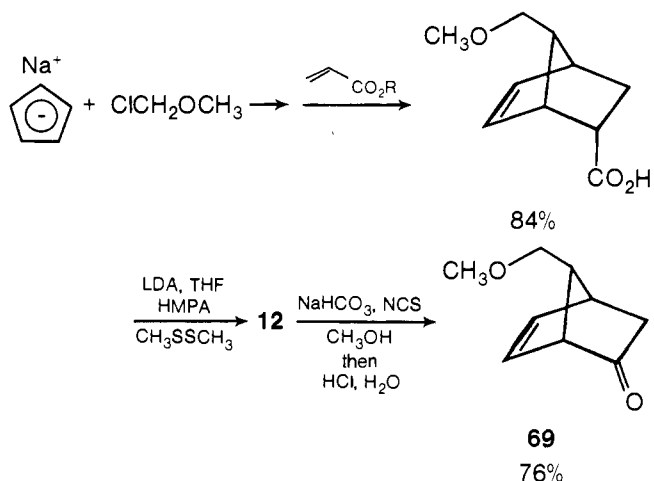
ester **14** (Table II), led to the acetal **68** presumably through an intermediate thionium ion as depicted. Hydrolysis of **68** produces progesterone. Thus, the degradation of the carboxylic acid to



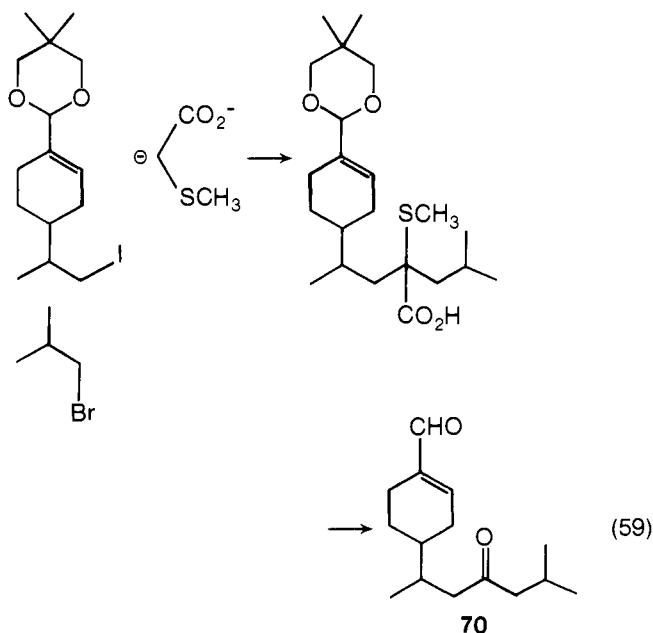
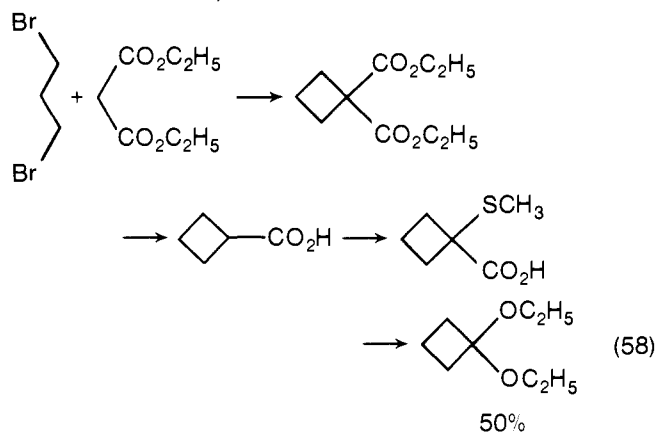
the norketone via sulfenylation-oxidative decarboxylation allows isolation of a protected ketone (as its ketal) or the ketone itself. For oxidative decarboxylation of  $\alpha$ -methylene-carboxylic acids, such as palmitic acid (via **11**, Table II), powdered sodium me-

taperoiodate in methanol is required to avoid oxidation at the carbon bearing sulfur prior to decarboxylation.

The use of acrylic acid or  $\alpha$ -methylthioacrylic acid<sup>98</sup> as a ketene synthon in cycloadditions is feasible and illustrated by the synthesis of the Corey prostaglandin intermediate **69**.<sup>28</sup>



Malonic esters (eq 58) and methylthioacetic acid (eq 59) serve as synthons for a carbonyl dianion. Ketone **70** served as an intermediate toward juvabione.



$\alpha$ -Methylthiomaleic anhydride, readily available from acetylenedicarboxylic acid and methanethiol, serves as a source of carbomethoxyketene (eq 60) and methyleneketene (eq 61) in cycloadditions.<sup>99</sup> It can also serve as a source of salicylic





- M. Trost, T. N. Salzmann, and K. Hiroi, *ibid.*, **98**, 4887 (1976).
- (12) D. Seebach and M. Teschner, *Tetrahedron Lett.*, 5113 (1973); *Chem. Ber.*, **109**, 1601 (1976).
- (13) B. M. Trost and G. S. Massiot, *J. Am. Chem. Soc.*, **99**, 4405 (1977).
- (14) B. M. Trost and K. Hiroi, *J. Am. Chem. Soc.*, **97**, 6911 (1975). For application in a synthesis of  $\alpha$ -cadinol see D. Caine and A. S. Frobese, *Tetrahedron Lett.*, 3107 (1977).
- (15) B. E. Williams, Ph.D. Thesis, University of Wisconsin, 1977.
- (16) E. Nakamura and I. Kuwajima, *J. Am. Chem. Soc.*, **99**, 961 (1977).
- (17) J. Ficinì, S. Falow, and J. d'Angelo, *Tetrahedron Lett.*, 1931 (1977).
- (18) (a) S. Kurozumi, T. Toru, T. Tanaka, M. Kobayashi, S. Mura, and S. Ishimoto, *Tetrahedron Lett.*, 4091 (1976); (b) P. G. Gassman, D. P. Gilbert, and S. M. Cole, *J. Org. Chem.*, **42**, 3233 (1977); (c) M. Samson, H. De Wilde, and M. Vandewalle, *Bull. Soc. Chim. Belg.*, **86**, 329 (1977).
- (19) (a) R. M. Coates, H. D. Pigott, and J. Ollinger, *Tetrahedron Lett.*, 3955 (1974); (b) cf. ref 12; (c) A. Jonczyk, M. Lukwikow, and M. Makosza, *Rocz. Chem.*, **51**, 175 (1977).
- (20) M. E. Kuehne, *J. Org. Chem.*, **28**, 2124 (1963); M. Furukawa, Y. Kojima, S. Tsujii, and S. Hayashi, *Chem. Pharm. Bull.*, **20**, 2738 (1972).
- (21) S. Murali, Y. Kuroki, K. Hasegawa, and S. Tsutsumi, *Chem. Commun.*, 946 (1972).
- (22) R. B. Woodward, I. J. Pachter, and M. L. Scheinbaum, *J. Org. Chem.*, **36**, 1137 (1971).
- (23) R. L. Autry and P. W. Scullard, *J. Am. Chem. Soc.*, **90**, 4917, 4924 (1968).
- (24) P. A. Grieco, K. Hiroi, J. J. Reap, and J. A. Noguez, *J. Org. Chem.*, **40**, 1450 (1975).
- (25) (a) P. Blatcher and S. Warren, *Chem. Commun.*, 1055 (1976); (b) P. Brownbridge and S. Warren, *ibid.*, 465 (1977).
- (26) T. Cohen, D. Kuhn, and J. R. Falck, *J. Am. Chem. Soc.*, **97**, 4749 (1975); H. J. Bestmann and J. Angerer, *Justus Liebigs Ann. Chem.*, 2085 (1974).
- (27) I. Kuwajima and Y. Kurata, *Chem. Lett.*, 291 (1972).
- (28) B. M. Trost and Y. Tamaru, *J. Am. Chem. Soc.*, **97**, 3528 (1975); *Tetrahedron Lett.*, 3797 (1975); *J. Am. Chem. Soc.*, **99**, 3101 (1977).
- (29) B. M. Trost and M. Mao, unpublished work.
- (30) F. Kido, T. Fujishita, K. Tsutsumi, and A. Yoshikoshi, *Chem. Commun.*, 337 (1975).
- (31) P. A. Grieco and J. J. Reap, *Tetrahedron Lett.*, 1097 (1974).
- (32) (a) A. Guzman, J. M. Muchowski, and J. Saldana, *Chem. Ind. (London)*, 357 (1977); (b) P. A. Zoretic and P. Soja, *J. Org. Chem.*, **41**, 3587 (1976); (c) R. G. Gassman and R. J. Balchunis, *ibid.*, **42**, 3236 (1977).
- (33) (a) D. N. Brattesani and C. H. Heathcock, *Tetrahedron Lett.*, 2279 (1974); (b) also see S. J. Selikson and D. S. Watt, *ibid.*, 3029 (1974).
- (34) F. Pochat and E. Levas, *Tetrahedron Lett.*, 1491 (1976).
- (35) W. A. Siusarchyk, H. E. Applegate, P. Funke, W. Koster, M. S. Puar, M. Young, and J. E. Dolfini, *J. Org. Chem.*, **38**, 943 (1973); J. Jen, J. Frazee, and J. R. E. Hoover, *ibid.*, **38**, 2857 (1973).
- (36) For leading references, see ref 11. In addition for ruthenium catalysis see K. B. Sharpless, K. Akashi, and K. Oshima, *Tetrahedron Lett.*, 2503 (1976); for stannic oxide-bromine see Y. Ueno, T. Inoue, and M. Okawara, *ibid.*, 2413 (1977).
- (37) (a) R. M. Coates and H. D. Pigott, *Synthesis*, 319 (1975); (b) H. J. Monteiro and J. P. DeSouza, *Tetrahedron Lett.*, 921 (1975); (c) B. M. Trost and L. H. Latimer, *J. Org. Chem.*, **43**, 1031 (1978).
- (38) (a) G. A. Russel and G. J. Mikol, *J. Am. Chem. Soc.*, **88**, 5498 (1966); (b) G. A. Russel and G. H. Hamprecht, *J. Org. Chem.*, **35**, 3007 (1970); (c) E. J. Corey and M. J. Chaykovsky, *J. Am. Chem. Soc.*, **87**, 1345 (1965); (d) also see E. Negishi, K. W. Chiu, and T. Yosida, *J. Org. Chem.*, **40**, 1676 (1975).
- (39) P. W. Reynolds, M. J. Manning, and J. S. Swenton, *Tetrahedron Lett.*, 2383 (1977).
- (40) S. Iriuchijima, K. Maniwa, and G. Tsuchihashi, *J. Am. Chem. Soc.*, **97**, 596 (1975).
- (41) I. Kuwajima and Y. Fukuda, *Tetrahedron Lett.*, 327 (1973).
- (42) (a) M. Julia and P. Badet, *Bull. Soc. Chim. Fr.*, 1363 (1975); (b) K. Kondo and D. Tunemoto, *Tetrahedron Lett.*, 1397 (1975); (c) G. K. Cooper and L. J. Dolby, *ibid.*, 4675 (1976).
- (43) B. M. Trost and N. Schmuft, unpublished work.
- (44) G. R. Kuczykowski, C. S. Pogonowski, J. E. Richman, and R. H. Schlessinger, *J. Org. Chem.*, **42**, 175 (1977). For application of althrolone, see R. F. Romanet and R. H. Schlessinger, *J. Am. Chem. Soc.*, **96**, 3701 (1974).
- (45) P. Bartlett, *J. Am. Chem. Soc.*, **98**, 3305 (1976).
- (46) R. B. Woodward, *Harvey Lect.*, **59**, 31 (1965).
- (47) J. A. Marshall and H. Roebke, *J. Org. Chem.*, **34**, 4188 (1969).
- (48) T. Mukaiyama, S. Kobayashi, K. Kamro, and H. Takei, *Chem. Lett.*, 237 (1972).
- (49) A. G. Schultz, Y. K. Lee, and M. H. Berger, *J. Am. Chem. Soc.*, **99**, 8065 (1977).
- (50) B. M. Trost and K. Hiroi, unpublished work.
- (51) B. M. Trost and T. N. Salzmann, *J. Org. Chem.*, **40**, 148 (1975).
- (52) M. Watanabe, K. Shirai, and T. Kunemoto, *Chem. Lett.*, 855 (1975).
- (53) B. M. Trost and R. A. Kunz, *J. Org. Chem.*, **39**, 2475 (1974).
- (54) I. Kawamoto, S. Muramatsu, and Y. Yura, *Syn. Commun.*, **5**, 185 (1975); *Tetrahedron Lett.*, 4223 (1974).
- (55) (a) H. Kotake, K. Inomata, S. Aoyama, and H. Kinoshita, *Chem. Lett.*, 73 (1977); (b) A. G. Schultz and Y. K. Lee, *J. Org. Chem.*, **41**, 4044 (1976); (c) P. Brownbridge, I. Fleming, A. Pearce, and S. Warren, *Chem. Commun.*, 751 (1976).
- (56) B. M. Trost and H. C. Arndt, *J. Org. Chem.*, **38**, 3140 (1973).
- (57) (a) K. Loai, M. Kawai, H. Kosugi, and H. Uda, *Chem. Lett.*, 385 (1974); (b) H. Kosugi, H. Uda, and S. Yamagiwa, *Chem. Commun.*, 192 (1975); (c) P. A. Grieco and C.-L. J. Wang, *ibid.*, 714 (1975).
- (58) (a) B. Lythgoe, J. R. Milner, and J. Tideswell, *Tetrahedron Lett.*, 2593 (1975); (b) R. E. Ireland, R. H. Mueller, and A. K. Willard, *J. Org. Chem.*, **41**, 986 (1976). (c) For an interesting variant leading to a diene synthesis, see P. A. Grieco and D. Boxler, *Syn. Commun.*, **5**, 315 (1975). (d) For an alternative approach to vitamin D systems involving sulfonylation, see B. Lythgoe, M. E. N. Nambudiry, and J. Tideswell, *Tetrahedron Lett.*, 3685 (1977).
- (59) J. E. Baldwin and N. R. Tzodkov, *J. Org. Chem.*, **42**, 1878 (1977).
- (60) B. B. Snider, N. J. Hrib, and L. Fuzesi, *J. Am. Chem. Soc.*, **98**, 7115 (1976).
- (61) (a) M. Roth, P. Dubs, E. Gotschi, and A. Eschenmoser, *Helv. Chim. Acta*, **54**, 710 (1971); (b) A. J. Bridges and G. H. Whitham, *J. Chem. Soc., Perkin Trans. 1*, 1603 (1975).
- (62) A. Eschenmoser and C. E. Wintner, *Science*, **196**, 1410 (1977).
- (63) (a) O. P. Vig, K. L. Matta, J. M. Schgal, and S. D. Sharma, *J. Ind. Chem. Soc.*, **47**, 894 (1970); (b) J. Nokami, Y. Kusumoto, K. Jinnai, and M. Kawada, *Chem. Lett.*, 715 (1977).
- (64) B. Koutek, L. Pavlickova, and M. Soucek, *Collect. Czech. Chem. Commun.*, **39**, 192 (1974). For a review see P. D. Magnus, *Tetrahedron*, **33**, 2019 (1977).
- (65) (a) P. A. Grieco, D. Boxler, and C. S. Pogonowski, *Chem. Commun.*, 497 (1974); (b) P. A. Grieco and C. S. Pogonowski, *ibid.*, 72 (1975); (c) I. Kuwajima and H. Iwasawa, *Tetrahedron Lett.*, 107 (1974).
- (66) F. Cooke and P. Magnus, *Chem. Commun.*, 519 (1976).
- (67) H. O. House, D. G. Melillo, and F. J. Sauter, *J. Org. Chem.*, **38**, 741 (1973).
- (68) (a) N. Kunieda, J. Nokami, and M. Kinoshita, *Tetrahedron Lett.*, 3997 (1974); (b) J. Nokami, N. Kunieda, and M. Kinoshita, *ibid.*, 2179 (1975); (c) *ibid.*, 2841 (1975).
- (69) M. S. Newman and H. M. Walborsky, *J. Am. Chem. Soc.*, **72**, 4296 (1950).
- (70) B. M. Trost, H. C. Arndt, P. E. Strege, and T. R. Verhoeven, *Tetrahedron Lett.*, 3477 (1976). For a zinc reduction see S. Kurozumi, T. Toru, M. Kobayashi, and S. Ishimoto, *Syn. Commun.*, **7**, 427 (1977).
- (71) P. E. Strege, Ph.D. Thesis, University of Wisconsin, 1976.
- (72) M. Oki, W. Funakoshi and A. Nakamura, *Bull. Chem. Soc. Jpn.*, **44**, 828 (1971); Y. Aufaivre, M. Verry, and R. Vessière, *Bull. Soc. Chim. Fr.*, 1373 (1973).
- (73) C. Mioskowski and G. Solladié, *Chem. Commun.*, 162 (1977).
- (74) (a) B. M. Trost and L. Weber, *J. Org. Chem.*, **40**, 3617 (1975); (b) B. M. Trost and T. R. Verhoeven, *J. Am. Chem. Soc.*, **99**, 3867 (1977).
- (75) (a) R. M. Coates and R. L. Sowerby, *J. Am. Chem. Soc.*, **94**, 4758 (1972); (b) M. Julia and J. M. Paris, *Tetrahedron Lett.*, 4833 (1973); (c) I. Kuwajima, S. Sato, and Y. Kurata, *ibid.*, 737 (1972); (d) S. Song, M. Shiono, and T. Mukaiyama, *Chem. Lett.*, 1161 (1974).
- (76) B. M. Trost and Y. Matsumura, *J. Org. Chem.*, **42**, 2036 (1977).
- (77) J. R. Shanklin, C. R. Johnson, J. Ollinger, and R. M. Coates, *J. Am. Chem. Soc.*, **95**, 3429 (1973).
- (78) (a) F. Kido, T. Fujishita, K. Tsutsumi, and A. Yoshikoshi, *Chem. Commun.*, 337 (1975); (b) K. Iwai, H. Kosugi, and H. Uda, *Chem. Lett.*, 1237 (1974).
- (79) E. Vedejs and D. A. Engler, *Tetrahedron Lett.*, 3487 (1976).
- (80) (a) K. B. Sharpless, K. M. Gordon, R. F. Lauer, D. W. Patrick, S. P. Singer, and M. W. Young, *Chem. Scr.*, **8A**, 9 (1975). (b) J. R. Williams and J. D. Leber, *Synthesis*, 427 (1977).
- (81) B. M. Trost and K. K. Leung, *Tetrahedron Lett.*, 4197 (1975).
- (82) S. Takano, S. Hatakeyama, and K. Ogasawara, *J. Am. Chem. Soc.*, **98**, 3022 (1976).
- (83) T. A. Bryson, D. M. Donelson, R. B. Dunlap, R. R. Fisher and P. D. Ellis, *J. Org. Chem.*, **41**, 2066 (1976).
- (84) B. M. Trost, W. P. Conway, P. E. Strege, and T. J. Dietsche, *J. Am. Chem. Soc.*, **96**, 7165 (1974); B. M. Trost and A. J. Bridges, *J. Org. Chem.*, **40**, 2014 (1975).
- (85) (a) V. Reutrakul and W. Kanghae, *Tetrahedron Lett.*, 1377 (1977); (b) D. F. Taber, personal communication. Also see T. Durst and K.-C. Tin, *Tetrahedron Lett.*, 2369 (1970).
- (86) H. Haglwa, K. Nakayama, and H. Uda, *Bull. Chem. Soc. Jpn.*, **48**, 3769 (1976).
- (87) J. E. Thompson, *J. Org. Chem.*, **32**, 3947 (1967).
- (88) H. J. Montero and A. L. Gernal, *Synthesis*, 437 (1975).
- (89) (a) For oxidations with thallium trinitrate, see Y. Nagao, M. Ochiai, K. Kaneko, A. Maida, K. Watanabe, and E. Fujita, *Tetrahedron Lett.*, 1345 (1977); (b) P. G. Gassman, B. W. Cue, Jr., and T. Y. Luh, *J. Org. Chem.*, **42**, 1344 (1977).
- (90) M. Aratani, L. V. Kunkerton, T. Kukuyama, Y. Kishi, H. Kakoi, S. Sugira, and S. Inone, *J. Org. Chem.*, **40**, 2009 (1975).
- (91) B. M. Trost, K. Hiroi, and S. Kurozumi, *J. Am. Chem. Soc.*, **97**, 438 (1975).
- (92) B. M. Trost, K. Hiroi and N. Holy, *J. Am. Chem. Soc.*, **97**, 5873 (1975).
- (93) P. R. Ortiz de Montellano, and C. K. Hsu, *Tetrahedron Lett.*, 4215 (1976).
- (94) B. M. Trost and P. McDougal, unpublished observations.
- (95) (a) B. M. Trost and K. Hiroi, *J. Am. Chem. Soc.*, **98**, 4313 (1976); (b) B. M. Trost and L. Jungheim, unpublished observations.
- (96) (a) J. A. Marshall and D. E. Seitz, *J. Org. Chem.*, **39**, 1814 (1974); (b) J. A. Marshall and D. E. Seitz, *J. Org. Chem.*, **40**, 534 (1975). For an application in alkaloid synthesis, see S. Takano, S. Hatakeyama, and K. Ogasawara, *Chem. Commun.*, 68 (1977); *J. Am. Chem. Soc.*, **98**, 3022 (1976).
- (97) (a) Y. Shimizu, *J. Org. Chem.*, **41**, 1930 (1976); (b) M. Ohno, N. Naruse, S. Torimitsu, and I. Teresawa, *J. Am. Chem. Soc.*, **88**, 3168 (1966); (c) M. Ohno, N. Naruse, S. Torimitsu, and M. Okamoto, *Bull. Chem. Soc. Jpn.*, **39**, 1119 (1966). (d) For a mechanistic study see C. A. Grob and J. Ide, *Helv. Chim. Acta*, **57**, 2562, 2571 (1974).
- (98) For methyl 2-methylthioacrylate see R. J. Cregge, J. L. Herrmann, and R. H. Schlessinger, *Tetrahedron Lett.*, 2603 (1973).
- (99) B. M. Trost and G. Lunn, *J. Am. Chem. Soc.*, **99**, 7079 (1977).
- (100) B. M. Trost, M. Crimmin, and D. Butler, unpublished observations.
- (101) Y. Masuyama, Y. Ueno, and M. Okawara, *Tetrahedron Lett.*, 2697 (1976).